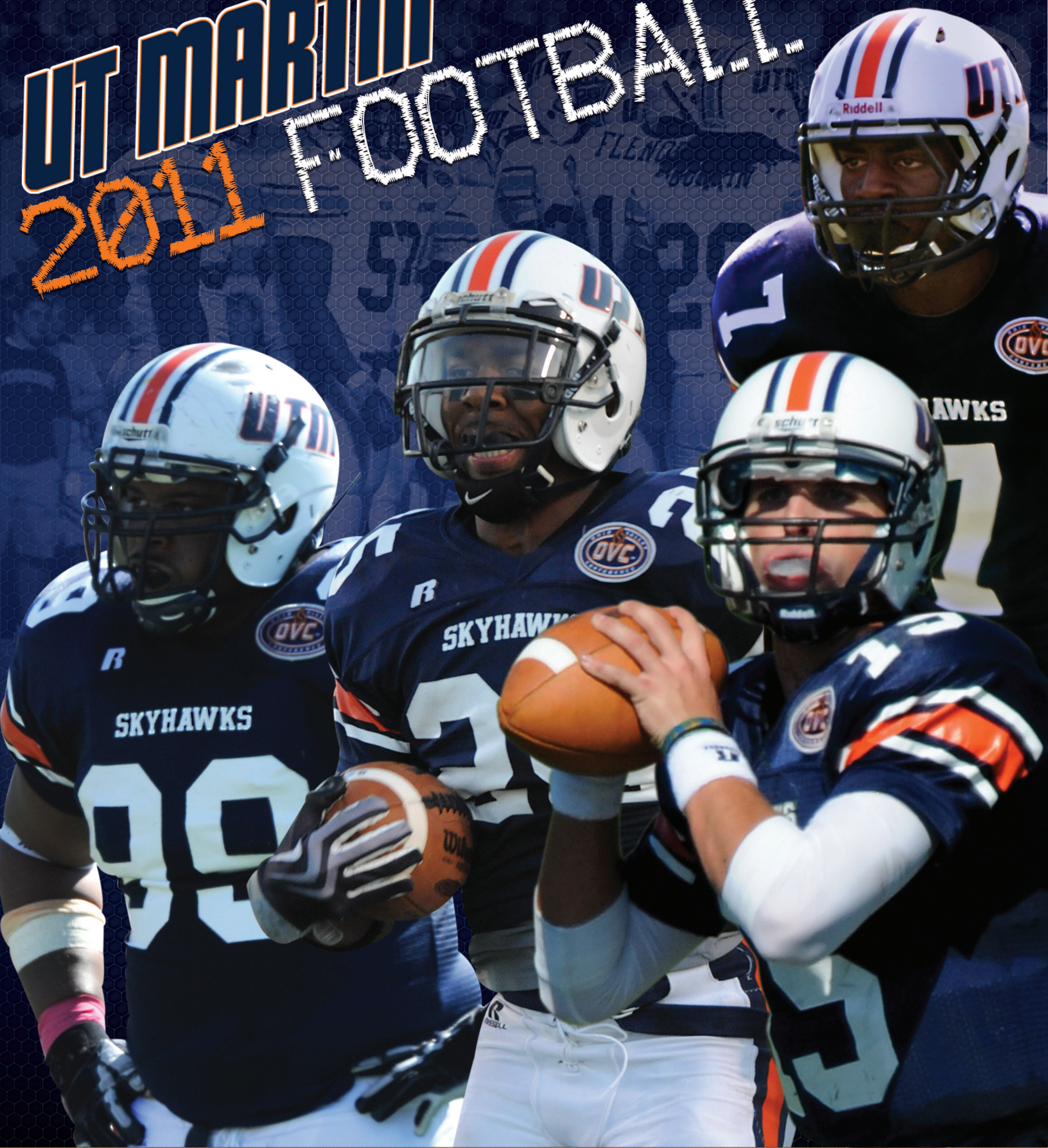


UT MARTIN 2011 FOOTBALL



FOOTBALL MEDIA GUIDE



The 2010 season marked the fourth of competition for the Sergeant York Trophy, an award created by the Nashville Sports Council and the Ohio Valley Conference. The trophy is contested between the four OVC schools in the state of Tennessee - Austin Peay, Tennessee State, Tennessee Tech and UT Martin - and go to the team with the best combined record versus those schools in a given year.

In the event of a tie, the award will be shared; however, the previous winner will retain the trophy if they are part of the tie. If the tie is between two other institutions, the trophy will go to the institution that has gone the most seasons without winning the trophy.

The award is only the second traveling trophy that involves more than two teams in college sports; the other is the Commander in Chief's Trophy which has been contested between Air Force, Army and Navy annually since 1972. The award is named in honor of Alvin C. York, the most noted Soldier of World War I. Upon his return to the United States in 1919, he was bestowed the Congressional Medal of Honor. Following the war York returned his home in Pall Mall, Tenn. where he dedicated his life to improving education and facilitating educational opportunities for children in the state of Tennessee. The award will be presented annually at the Nashville Sports Council's O'Charley's Dinner of Champions (held in March of each year).

Tennessee State and Austin Peay shared the inaugural award after compiling 2-1 records in round robin play last year. Tennessee State took home the trophy, however, by winning the individual matchup with Austin Peay by one point in overtime. Tennessee State claimed the 2008 trophy after going 3-0 in Sgt. York games. Last season Tennessee Tech won all three of its Sgt. York games to claim the 2009 trophy.

UT Martin made it three straight years with the winning team going 3-0, completing the perfect season in 2010 to win its first title. UTM's 8-4 record in Sgt. York games is the best of any team.

SGT. YORK TROPHY 2010 Sgt. York Trophy Contests

Sept. 18	Austin Peay 26,	@Tennessee State 23
Sept. 30	UT Martin 27,	@Tennessee Tech 24
Oct. 9	Tennessee Tech 34,	@Austin Peay 21
Oct. 23	Tennessee Tech 21,	@Tennessee State 10
Nov. 6	UT Martin 28,	@Austin Peay 12
Nov. 13	@UT Martin 37,	Tennessee State 0

2010 Sgt. York Trophy Standings Team AP TSU TTU UTM Record

Austin Peay	W	L	L	1-2
Tenn. State	L	L	L	0-3
Tenn. Tech	W	W	L	2-1
UT Martin	W	W	W	3-0

All-Time Record in Sgt. York Games

Austin Peay	5-7
Tennessee State	5-7
Tennessee Tech	6-6
UT Martin	8-4



Photo By: Tennessee Tech photo services

The University of Tennessee at Martin



The 2011 UT Martin Football Media Guide

The 2011 UT Martin Football Media Guide is intended to help local, area, regional and national media outlets with coverage of The University of Tennessee at Martin football team. This year's media guide is online at utm-sports.com. Special assistance was provided by Ryne Rickman, Adam Turbeville, Allison Jones and Katie Mangrum. Photos by Trevor Ruszkowski.

The UT Martin Intercollegiate Athletics Mission Statement

The University of Tennessee at Martin intercollegiate athletics program enhances the total collegiate experience for currently enrolled students and generates interest in UT Martin from various stakeholders by developing competitive teams, academically successful student-athletes, and staff and student-athletes who are involved in the campus and external community. These goals are pursued while stressing the physical, emotional and social well being of student-athletes. All coaches and staff are expected to comply with NCAA and NIRA regulations and principles, especially those related to sportsmanship and ethical conduct. Opportunities for women and minorities are expanded whenever possible.



The University of Tennessee at Martin does not discriminate on the basis of race, sex, color, religion, national origin, age, disability or veteran status in provision of educational opportunities or employment opportunities and benefits. UT Martin does not discriminate on the basis of sex or disability in the education programs and activities which it operates, pursuant to requirements of Title VI of the Civil Rights Act of 1964 as codified in 42 U.S.C. 2000D; Title IX of the Educational Amendments of 1972, Public Law 92 318; Section 504 of the Rehabilitation Act of 1973, Public Law 93-112; the Americans with Disabilities Act of 1990, Public Law 101-336; and the Age Discrimination in Employment Act. This policy extends to both employment by and admission to the university. Inquiries concerning Title VI, Title IX, Section 504, the Americans with Disabilities Act, and the Age Discrimination in Employment Act should be directed to the Office of Equity and Diversity, 240 Gooch Hall, UT Martin, Martin, TN 38238-5002, 731-881-7202. Charges of violation of the above policy also should be directed to the Equity and Diversity Officer.

E05-0416-00-001-12

Table of Contents

Quick Facts	3
Rosters	4
2011 Outlook	9
2011 Opponents	13
Head Coach Jason Simpson	19
Assistant Coaches	21
Player Profiles	26
Newcomers	56
2010 Statistics	64
Looking Back at 2010	77
All-Time Roster	88
Career Leaders and Records	94
All-Time Results	107
The Ohio Valley Conference	127

2011 Preseason Notes

- Running back **Jason McNair** is 161 rushing yards away from becoming UT Martin's seventh player in school history to rush for more than 1,000 career yards.

- Quarterback **Derek Carr** passed for 2,543 yards in 2010, the fifth most yards in a single season. Carr completed 191 of 328 passes. He threw 13 touchdown passes. Carr needs 3,718 yards to pass Cade Thompson as the school's all-time leading passer. Carr threw for more than 300 yards in four games in 2010 to tie Thompson, Leonard Williams, Jeff McCrone and Leon Reed who also threw for 300 yards or more four times in a single season.

- Defensive lineman **Darrin Nalls** enters the season second on the roster with 11 career tackles for loss and first with six sacks.

- After seeing the departure of defensive coordinator Chris Boone (Jacksonville State), running game coordinator Gerad Parker (Marshall), defensive secondary coach Brandon Cooper (Jacksonville State), defensive line coach Ryan Nielsen (Northern Illinois) and graduate assistants Kevin Bannon (Marshall) and Ray Williams (Itawamba Community College), head coach Jason Simpson had to fill several vacancies. **Lytrel Pollard** is the new defensive coordinator; **Bernard Riley** is the new defensive line coach; **Kyle Manley** will coach the quarterbacks;

Carmen Felus will coach the wide receivers and serve as co-offensive coordinator with Mac Bryan; **Nick Glenn** is a new defensive assistant coach and will handle the recruiting coordinator's chores; and Jordon Hankins gets bumped up to associate head coach. Hankins will coach the running backs and continue to serve and as the strength and conditioning coordinator.

- **Stephen Shiver** (wide receiver), **Cody Sandlin** (place kicker), **Joe Hook** (punter), **AJ Williams** (kickoff return specialist) and **CJ Estelle** (punt returner) were named to the College Football Performance Awards (CFPA) preseason watch list for their respective positions. The CFPA list highlights players whose performance merits recognition heading into the 2011 season.

- Former UT Martin All-American and two-time All-OVC player **Alex Atkins** is beginning his first season as the offensive line and tight ends coach at Itawamba Community College. He served as a graduate assistant offensive line coach at Marshall under the leadership of Mike Cummings and Phil Ratliff after spending two seasons as a graduate assistant and tight end coach at UT Martin. Atkins anchored the offensive line in 2006, and led UT Martin to its first Ohio Valley Conference championship.

- Former UT Martin linebacker **Josh Bey** received one write-in vote for first place in the Buck Buchanan Award voting this past season. With that vote, Bey is only the second Skyhawk to get votes for the annual award presented by The Sports Network to the most outstanding linebacker in the FCS. Markeseo Jackson received 25 points in the 2010 voting and finished among the top 16 in the nation.

- Seniors **Stephen Shiver** and **Kenny Jones** were named to Phil Steele's 2011 Preseason All-OVC first team while junior running back Jason McNair was named to the second team. Defensive lineman **Darrin Nalls** and defensive back **Kendal Harper** were named to the second team defense, while punt returner CJ Estelle was named to the special teams second squad.

- The **Skyhawks** will play in five homecoming games this season. The Skyhawks play South Alabama (Oct. 15), Eastern Illinois (Oct. 22), Mississippi State (Nov. 5), and Tennessee State (Nov. 12). The Skyhawks will host OVC rival Austin Peay on Oct. 8 in Hardy M. Graham Stadium for homecoming. Kickoff is set for 2 p.m.

2011 Quick Facts

CoSIDA Sports Information Sheet

2011 Football

GENERAL

Name of School The University of Tennessee at Martin
City/Zip Martin, TN 38237
Founded 1900, Senior College 1951
Enrollment 8,400
Nickname Skyhawks
School Colors Navy Blue (PMS 289) and Orange (PMS 151)
Stadium Hardy M. Graham (H.K. Grantham Field)
Capacity 7,500
Affiliation NCAA/Football Championship Subdivision
Conference Ohio Valley
Chancellor Dr. Thomas Rakes
Alma Mater Milligan College
Athletics Director Phil Dane
Alma Mater Tennessee Tech University
Athletics Phone 731-881-7660
Athletics Trainer Bart Belew

HISTORY

First Year of Sport 1925
All-Time Record 319-443-18
Years in NCAA Playoffs 2 (1988 and 2006)
Last Postseason Appearance 2006 (Football Championship Subdivision)
Result L, 36-30 to No. 10 Southern Illinois (1st round)

SPORTS INFORMATION

Sports Information Director Joe Lofaro(jlofaro@utm.edu)
SID Office Phone 731-881-7632
Home Phone 731-588-0483
Press Box Phone 731-881-7694 or 7632
SID Mailing Address 1022 Elam Center
 Martin, TN 38238
Overnight Address 15 Mount Pelia Road
 Martin, TN 38238
E-mail Address jlofaro@utm.edu

COACHING STAFF

Head Coach Jason Simpson
Alma Mater/year Southern Mississippi/1995
Record at School 32-25 (Five Seasons)
Career Record 32-25 (Five Seasons)
Football Office Phone 731-881-7670
Best time of day to call Morning

Assistant Coaches: Title

Mac Bryan - Co-Offensive Coordinator and Offensive Line Coach
 Alma Mater/year - Appalachian State/1982

Nathan Burton - Linebackers Coach
 Alma Mater/year - Georgia Tech/2004

Carmen Felus - Co-Offensive Coordinator, Wide Receivers Coach
 Alma Mater/year - Western Maryland/1995

Nick Glenn - Defensive Assistant Coach, Recruiting Coordinator
 Alma Mater/year - UT Martin/2005

Jordan Hankins - Associate Head Coach, Running Backs Coach/Strength and Conditioning
 Alma Mater/year - UT Martin/2005

Kyle Manley - Quarterbacks Coach
 Alma Mater/year - Georgia Tech/2008

Lytrel Pollard - Defensive Coordinator
 Alma Mater/year - Southern Mississippi/1997

Bernard Riley - Defensive Line Coach
 Alma Mater/year - University of Southern California/2003

TEAM INFO

Overall record last year 6-5
Conference record/place 5-3 (4th place)
Final Ranking (poll) N/A
Basic Offense Multiple
Basic Defense 4-3

Letterwinners returning

Offense - 21	Defense - 17	Special - 3	Total - 41
--------------	--------------	-------------	------------

Letterwinners lost

Offense - 6	Defense - 9	Special - 0	Total - 15
-------------	-------------	-------------	------------

Starters Returning

Offense - 8	Defense - 7	Special - 3	Total - 18
-------------	-------------	-------------	------------

Starters Lost:

Offense (3)		Defense (4)	
Name	Position	Name	Position
Taz Tillory	OL	Josh Boy	LB
Jeremy Buchanan	OL	Ray Teamer	DL
Daniel Chamberlain	WR	Tim Cox	DE
		Justin Darden	DE

2011 UT Martin Numerical Roster

No.	Name	Pos.	Ht.	Wt.	Yr.	Hometown (Previous School)
1	Maurice Taylor	WR	5-9	160	Jr.	St. Louis, Mo. (Cardinal Ritter HS)
2	Jett Howard	LB	6-2	221	Sr.	Blytheville, Ark. (Blytheville HS)
3	TJ Drakeford	DB	5-10	191	Sr.	Charlotte, N.C. (Marshall)
4	Thad Williams	DB	5-9	190	Sr.	Adel, Ga. (Hutchinson CC)
5	Julius McNair	LB	6-0	206	R-Jr.	Mount Olive, Miss. (Mount Olive HS)
6	Kevin Barfield	WR	5-9	167	So.	Memphis, Tenn. (Frayser HS)
7	Kendal Harper	S	5-10	188	Sr.	Trenton, Tenn. (Peabody HS)
8	Dylan Davis	WR	6-2	195	Jr.	Jackson, Miss. (Hinds CC)
9	Chris Thompson	WR	6-1	200	R-So.	St. Louis, Mo. (Riverview Garden HS)
10	Tyler Rice	QB	6-4	195	Fr.	Waynesboro, Tenn. (Wayne County HS)
11	Fred Flenorl	DB	6-1	181	R-Fr.	Memphis, Tenn. (Whitehaven HS)
12	CJ Estelle	DB	5-9	166	Sr.	Sylacauga, Ala. (East Central CC)
13	Jarod Neal	QB	6-1	180	Fr.	Hendersonville, Tenn. (Beech HS)
13	Jordan Stokes	QB	6-2	230	R-Jr.	McEwen, Tenn. (McEwen HS)
14	Dujuan Brown	LB	6-1	205	Sr.	Miami, Fla. (East Mississippi CC)
15	Derek Carr	QB	6-1	196	R-Jr.	McKenzie, Tenn. (McKenzie HS)
16	Bill Hardegree	QB	6-5	215	R-So.	Jackson, Tenn. (University School)
17	Josh Potts	DB	5-10	205	Jr.	Harrisburg, Pa. (Lambuth)
18	Travis Eakin	QB	6-3	200	Jr.	Toney, Ala. (ASA Institute)
19	Runako Brown	DB	5-11	175	Sr.	Gulfport, Miss. (Gulf Coast CC)
20	AJ Williams	RB	5-9	203	Sr.	LaGrange, Ga. (New Mexico Military)
21	Tevin Barksdale	RB	5-8	200	Jr.	Bowling Green, Ky. (Bowling Green HS)
22	Anthony Gardner	RB	5-9	175	Fr.	Pleasant Grove, Ala. (Pleasant Grove HS)
23	DJ McNeil	RB	6-3	210	So.	Collierville, Tenn. (Briarcrest HS)
24	Rodriques Wright	WR	6-1	175	Fr.	Memphis, Tenn. (Ridgeway HS)
25	Jason McNair	RB	5-8	191	R-Jr.	Mount Olive, Miss. (Mount Olive HS)
26	Jobronski Gilbert	LB	5-11	200	So.	Milan, Tenn. (Milan HS)
27	Camaren Harris	DB	5-9	190	So.	Horne Lake, Miss. (Horne Lake HS)
28	Obi Nwankwo	S	6-0	198	So.	West Chester, Ohio (Lakota West HS)
29	Aaron Simms	DB	5-10	160	Fr.	Mount Juliet, Tenn. (McGavock HS)
30	Richard Taylor	S	5-10	185	Fr.	Nashville, Tenn. (Pearl Cohn HS)
31	Marquis Clemons	S	5-11	175	Fr.	St. Louis, Mo. (Webster Groves HS)
32	Jarvis Perry	FB	6-0	230	R-Sr.	Maury City, Tenn. (Crockett County HS)
34	Kenneth Jones	FB	6-0	235	Sr.	Knoxville, Tenn. (Austin-East HS)
35	Jonathan Utley	LB	6-0	213	Sr.	Springfield, Tenn. (Springfield HS)
36	Joe Dunavant	S	5-10	185	R-Sr.	Pulaski, Tenn. (Giles County HS)
37	Trey Smith	DB	5-10	191	R-Jr.	Murfreesboro, Tenn. (Riverdale HS)
38	Nathan Jolley	WR	6-1	210	R-So.	Germantown, Tenn. (Germantown HS)
39	James Satterfield	K	6-0	179	So.	Gallatin, Tenn. (Gallatin HS)
40	Tony Bell	DB	6-1	200	Fr.	Memphis, Tenn. (Kingsbury HS)
41	Nathan Rottero	LB	6-0	210	Jr.	Mount Juliet, Tenn. (Wilson Central HS)
42	Jarvis McCann	LB	6-1	230	Jr.	Hattiesburg, Miss. (Pearl River CC)
43	Lincoln Anderson	DB	5-9	188	Jr.	Knoxville, Tenn. (Austin-East HS)
44	Chris Wright	LB	6-1	205	Jr.	Petal, Miss. (Gulf Coast CC)
45	Clayton Smith	LB	6-2	235	R-Fr.	Jackson, Tenn. (Northside HS)
46	Clay Sheley	LS	6-1	225	R-Jr.	Dickson, Tenn. (Dickson County HS)
47	Justin McCray	TE	6-3	238	Fr.	Hamilton, Ohio (Fairfield HS)
48	Matthew Murphy	DL	6-2	260	Fr.	Memphis, Tenn. (CBC HS)
49	Bobby Ellis	LB	5-9	198	So.	Dyersburg, Tenn. (Dyersburg HS)
50	James Ratliff	LB	6-0	225	Fr.	Memphis, Tenn. (Craigmont HS)
52	Josh Cody	DE	6-1	250	R-Sr.	St. Louis, Mo. (Lutheran HS)
53	Michael Mancini	OL	6-2	294	R-Jr.	Collierville, Tenn. (Collierville HS)
54	Austin Hopper	DL	6-3	264	R-So.	Troy, Tenn. (Obion County HS)
55	Darelle Nash	DE	6-1	240	Sr.	Memphis, Tenn. (Houston HS)
56	Aaron Arnold	OL	6-2	265	R-Fr.	St. Louis, Mo. (Webster Groves HS)
57	Jackson Redditt	K	6-2	190	Fr.	Mount Juliet, Tenn. (Wilson Central HS)
58	LaDarius Stallings	OL	6-0	285	Sr.	McComb, Miss. (Southwest CC)
59	Ben Johnson	LB	6-2	215	So.	Primm Springs, Tenn. (Fairview HS)
60	Anthony Topps	OL	6-1	275	R-Fr.	Fort Campbell, Ky. (Fort Campbell HS)
64	Michael Pope	OL	6-2	265	R-Jr.	Murfreesboro, Tenn. (Riverdale HS)
65	Tyler Eady	OL	6-2	270	R-So.	Mount Juliet, Tenn. (Smyrna HS)
66	Clay McKinnie	LB	6-1	220	R-So.	Medon, Tenn. (Chester County HS)

2011 UT Martin Numerical Roster

67	Steve Frazier	OL	6-2	275	Jr.	Seymour, Tenn. (Seymour HS)
71	Michael Bryant	OL	6-5	310	Jr.	LaVergne, Tenn. (Vanderbilt)
72	Matthew Axline	OL	6-5	290	R-Fr.	Shelbyville, Ky. (Shelby County HS)
73	John Johnson	OL	6-5	248	R-Fr.	University City, Mo. (University City HS)
75	Jordan Murphy	OL	6-3	280	Fr.	Camden, Tenn. (Camden Central HS)
76	Charles Sweeton	OL	6-5	280	R-Fr.	Lawrenceburg, Tenn. (Lawrence County HS)
77	Sam Curtis	OL	6-4	298	R-Fr.	South Fulton, Tenn. (South Fulton HS)
78	Jackson Roberts	OL	6-7	300	Fr.	St. Louis, Mo. (Webster Groves HS)
80	Corey Jordan	WR	5-11	215	So.	Antioch, Tenn. (Hillsboro HS)
81	Cody Sandlin	K	6-3	189	Jr.	Goodlettsville, Tenn. (Davidson Academy)
82	Corey Rogers	TE	6-4	250	Fr.	Windchester, Ky. (George Rogers Clark HS)
83	Joe Hook	P	6-0	185	Sr.	Cincinnati, Ohio (Moeller HS)
84	Ben Everett	TE	6-4	247	R-Jr.	Loudon, Tenn. (Loudon HS)
85	Matthew Stewart	TE	6-3	247	R-Fr.	Mount Juliet, Tenn. (Mount Juliet HS)
86	Malik Generett	WR	6-4	207	Jr.	York, Pa. (Connecticut)
87	Taylor Stanley	WR	5-10	180	Sr.	Clarksville, Tenn. (Clarksville HS)
88	Stephen Shiver	WR	6-3	214	Sr.	Maryville, Tenn. (Maryville HS)
89	Quentin Sims	WR	6-3	202	Jr.	Cincinnati, Ohio (Georgia Tech)
90	Keland McElrath	DL	6-4	285	Fr.	Ripley, Tenn. (Ripley HS)
91	Ryan Isom	DL	6-2	285	R-Fr.	St. Louis, Mo. (Desmet Jesuit HS)
92	Nick Brown	DE	6-2	233	So.	Louisville, Ky. (Dupont Manual)
93	John Scott	DL	6-3	265	Fr.	Memphis, Tenn. (Oakhaven HS)
93	Montori Hughes	DL	6-5	325	Jr.	Murfreesboro, Tenn. (Tennessee)
94	Anthony Kelly	OL	6-3	269	R-Sr.	Riverside, Calif. (Chaffey College)
95	Dean Wathen	DE	6-2	255	So.	Henderson, Ky. (Henderson County HS)
96	DJ Roberts	DL	6-2	252	R-So.	Knoxville, Tenn. (Austin-East HS)
97	Karlos Jones	DL	6-1	280	R-Sr.	Athens, Ala. (Athens HS)
98	Jamel Henderson	DE	6-2	225	Jr.	Madison, Ala. (Bob Jones HS)
99	Darrin Nalls	DL	5-11	290	R-Jr.	Fayette, Ala. (Fayette County HS)
	Ethan Myers	LB	6-0	215	R-Fr.	Columbia, Tenn. (Columbia Central HS)
	Matthew Shelton	DL	6-4	243	R-So.	Cordova, Tenn. (Cordova HS)
	Shabree Payne	WR	6-0	180	R-Jr.	McKenzie, Tenn. (McKenzie HS)
	Juwan Turner	OL	6-0	265	R-Fr.	Old Hickory, Tenn. (McGavock HS)
	Ben Axline	WR	6-3	185	Fr.	Shelbyville, Ky. (Martha Layne Collins HS)
	Taino Perez	DB	5-10	170	Fr.	Knoxville, Tenn. (Farragut HS)
	Garrett Vincent	DL	6-0	200	Fr.	Martin, Tenn. (Westview HS)

2011 Roster Breakdown

Offense (46)		BY POSITION		Specialists (5)		ALPHABETICAL ROSTER		
WIDE RECEIVERS (13)		Defense (46)		KICKERS (3)		No.	Name	Pos.
Maurice Taylor	Jr.	<u>Ends (6)</u>		James Satterfield	So.	43	Lincoln Anderson	DB
Kevin Barfield	So.	Josh Cody	R-Sr.	Jackson Redditt	Fr.	56	Aaron Arnold	OL
Dylan Davis	Jr.	Darelle Nash	Sr.	Cody Sandlin	Jr.	72	Ben Axline	WR
Malik Generett	Jr.	Nick Brown	So.	<u>PUNTERS (1)</u>		6	Matthew Axline	OL
Chris Thompson	R-So.	Dean Wathen	So.	Joe Hook	Sr.	21	Kevin Barfield	WR
Rodriques Wright	Fr.	Jamel Henderson	Jr.	<u>SNAPPERS (1)</u>		40	Tevin Barksdale	RB
Corey Jordan	So.	Montori Hughes	Jr.	Clay Sheley	R-Jr.	14	Tony Bell	DB
Taylor Stanley	Sr.	<u>TACKLES (10)</u>		<u>How Do You Say... Pronunciation Guide</u>		92	Dujuan Brown	LB
Stephen Shiver	Sr.	Matthew Murphy	Fr.	8 Dylan Davis	(Die-lyn)	19	Nick Brown	DE
Quentin Sims	Jr.	Austin Hopper	R-So.	11 Fred Flenorl	(Fla-nor)	36	Runako Brown	DB
Nathan Jolley	R-So.	Keland McElrath	Fr.	28 Obi Nwankwo	(Wan-Co)	65	Michael Bryant	OL
Shabree Payne	W.Jr.	Ryan Isom	R-Fr.	31 Marquis Clemons	(Mar-keys)	71	Derek Carr	QB
Ben Axline	Fr.	John Scott	Fr.	58 LaDarius Stallings	(La-DARE-e-us)	15	Marquis Clemons	S
<u>TIGHT ENDS (4)</u>		DJ Roberts	R-So.	65 Tyler Eady	(E-Dee)	31	Joshua Cody	DE
Justin McCray	Fr.	Karlos Jones	R-Sr.	89 Quentin Sims	(Quen-ten)	52	Sam Curtis	OL
Corey Rogers	Fr.	Darrin Nalls	R-Jr.			77	Dylan Davis	WR
Ben Everett	Sr.	Matthew Shelton	R-So.			8	TJ Drakeford	DB
Matthew Stewart	R-Fr.	Garrett Vincent	Fr.			3	Joe Dunavant	S
<u>OFFENSIVE LINE (16)</u>		<u>LINEBACKERS (13)</u>				36	Tyler Eady	OL
Michael Mancini	R-Jr.	Jett Howard	Sr.			65	Travis Eakin	QB
Aaron Arnold	R-Fr.	Dujuan Brown	Sr.			18	Bobby Ellis	LB
LaDarius Stallings	Sr.	Jobronski Gilbert	So.			49	CJ Estelle	DB
Anthony Topps	R-Fr.	Jonathan Utley	Sr.			12	Ben Everett	TE
Michael Pope	R-Jr.	Nathan Rottero	Jr.			84	Fred Flenorl	DB
Tyler Eady	R-So.	Jarvis McCann	Jr.			11	Steve Frazier	OL
Steve Frazier	Jr.	Chris Wright	Jr.			67	Anthony Gardner	RB
Michael Bryant	Jr.	Clayton Smith	R-Fr.			22	Malik Generett	WR
Matthew Axline	R-Fr.	Bobby Ellis	So.			86	Jobronski Gilbert	LB
John Johnson	R-Fr.	James Ratliff	Fr.			26	Bill Hardegree	QB
Jordan Murphy	Fr.	Ben Johnson	So.			16	Kendal Harper	S
Charles Sweeton	R-Fr.	Clay McKinnie	R-So.			7	Camaren Harris	DB
Sam Curtis	R-Fr.	Ethan Myers	R-Fr.			27	Camaren Harris	DB
Jackson Roberts	Fr.	<u>CORNERBACKS (12)</u>				98	Jamel Henderson	DL
Anthony Kelly	R-Sr.	TJ Drakeford	Sr.			83	Joe Hook	P
Juwan Turner	R-Fr.	Thad Williams	Sr.			54	Austin Hopper	DL
<u>QUARTERBACKS (6)</u>		Fred Flenorl	R-Fr.			2	Jett Howard	LB
Julius McNair	R-Jr.	CJ Estelle	Sr.			93	Montori Hughes	DL
Tyler Rice	Fr.	Josh Potts	Jr.			91	Ryan Isom	DL
Jarod Neal	Fr.	Runako Brown	Sr.			59	Ben Johnson	LB
Derek Carr	R-Jr.	Camaren Harris	So.			73	John Johnson	OL
Bill Hardegree	R-So.	Aaron Simms	Fr.			38	Nathan Jolley	WR
Travis Eakin	Jr.	Trey Smith	R-Jr.			97	Karlos Jones	DL
<u>FULLBACKS (2)</u>		Lincoln Anderson	Jr.			34	Kenneth Jones	FB
Jarvis Perry	R-Sr.	Taino Perez	Fr.			80	Corey Jordan	WR
Kenneth Jones	Sr.	Tony Bell	Fr.			94	Anthony Kelly	OL
<u>TAILBACKS (5)</u>		<u>SAFETIES (5)</u>				53	Michael Mancini	OL
AJ Williams	Sr.	Kendal Harper	Sr.			42	Jarvis McCann	LB
Tevin Barksdale	Jr.	Obi Nwankwo	So.			47	Justin McCray	TE
Anthony Gardner	Fr.	Richard Taylor	Fr.			90	Keland McElrath	DL
DJ McNeil	So.	Marquis Clemons	Fr.			66	Clay McKinnie	LB
Jason McNair	R-Jr.	Joe Dunavant	R-Sr.			25	Jason McNair	RB
						5	Julius McNair	QB

2011 Roster Breakdown

BY STATE		ALPHABETICAL ROSTER																																																																																																																																														
<u>Tennessee (56)</u> Lincoln Anderson Micah Arrowood Kevin Barfield Tony Bell Michael Bryant Derek Carr Sam Curtis Joe Dunavant Tyler Eady Bobby Ellis Ben Everett Fred Flenori Steve Frazier Jobronski Gilbert Bill Hardegree Kendal Harper Austin Hopper Ben Johnson Nathan Jolley Kenneth Jones Corey Jordan Keland McElrath Clay McKinnie DJ McNeil Michael Mancini Jordan Murphy Matthew Murphy Ethan Myers Darelle Nash Jarod Neal Shabree Payne Taino Perez Jarvis Perry Michael Pope James Ratliff Jackson Redditt Tyler Rice DJ Roberts Nathan Rottero Cody Sandlin James Satterfield Aaron Simms John Scott Clay Sheley Matthew Shelton Steven Shiver Clayton Smith Trey Smith Taylor Stanley Matthew Stewart Charles Sweeton Richard Taylor Juwan Turner Jonathan Utley Garrett Vincent Rodriques Wright	<u>Alabama (6)</u> Travis Eakin CJ Estelle Anthony Gardner Jamel Henderson Karlos Jones Darrin Nalls <u>Arkansas (1)</u> Jett Howard <u>California (1)</u> Anthony Kelly <u>Georgia (2)</u> AJ Williams Thad Williams <u>Florida (1)</u> Dujuan Brown <u>Kentucky (7)</u> Ben Axline Matthew Axline Nick Brown Tevin Barksdale Corey Rogers Anthony Topps Dean Wathen <u>Michigan (1)</u> Jordan Walker <u>Mississippi (8)</u> Runako Brown Dylan Davis Camaren Harris Jarvis McCann Jason McNair Julius McNair LaDarrius Stallings Chris Wright <u>Missouri (8)</u> Aaron Arnold Marquis Clemons Joshua Cody Ryan Isom John Johnson Maurice Taylor Chris Thompson Jackson Roberts	<u>North Carolina (1)</u> TJ Drakeford <u>Ohio (4)</u> Joe Hook Justin McCray Obi Nwankwo Quentin Sims <u>Pennsylvania (1)</u> Josh Potts	<table border="0"> <thead> <tr> <th style="text-align: left;"><u>No.</u></th> <th style="text-align: left;"><u>Name</u></th> <th style="text-align: left;"><u>Pos.</u></th> </tr> </thead> <tbody> <tr><td>23</td><td>DJ McNeil</td><td>RB</td></tr> <tr><td>75</td><td>Jordan Murphy</td><td>OL</td></tr> <tr><td>48</td><td>Matthew Murphy</td><td>DL</td></tr> <tr><td></td><td>Ethan Myers</td><td>LB</td></tr> <tr><td>99</td><td>Darrin Nalls</td><td>DL</td></tr> <tr><td>55</td><td>Darelle Nash</td><td>DE</td></tr> <tr><td>13</td><td>Jarod Neal</td><td>QB</td></tr> <tr><td>28</td><td>Obi Nwankwo</td><td>S</td></tr> <tr><td></td><td>Shabree Payne</td><td>WR</td></tr> <tr><td></td><td>Taino Perez</td><td>DB</td></tr> <tr><td>32</td><td>Jarvis Perry</td><td>FB</td></tr> <tr><td>64</td><td>Michael Pope</td><td>OL</td></tr> <tr><td>17</td><td>Josh Potts</td><td>DB</td></tr> <tr><td>50</td><td>James Ratliff</td><td>LB</td></tr> <tr><td>57</td><td>Jackson Redditt</td><td>K</td></tr> <tr><td>10</td><td>Tyler Rice</td><td>QB</td></tr> <tr><td>96</td><td>DJ Roberts</td><td>DL</td></tr> <tr><td>78</td><td>Jackson Roberts</td><td>OL</td></tr> <tr><td>82</td><td>Corey Rogers</td><td>TE</td></tr> <tr><td>41</td><td>Nathan Rottero</td><td>LB</td></tr> <tr><td>81</td><td>Cody Sandlin</td><td>K</td></tr> <tr><td>39</td><td>James Satterfield</td><td>K</td></tr> <tr><td>93</td><td>John Scott</td><td>DL</td></tr> <tr><td>46</td><td>Clay Sheley</td><td>LS</td></tr> <tr><td></td><td>Matthew Shelton</td><td>DL</td></tr> <tr><td>88</td><td>Stephen Shiver</td><td>WR</td></tr> <tr><td>29</td><td>Aaron Simms</td><td>DB</td></tr> <tr><td>89</td><td>Quentin Sims</td><td>WR</td></tr> <tr><td>45</td><td>Clayton Smith</td><td>LB</td></tr> <tr><td>37</td><td>Trey Smith</td><td>DB</td></tr> <tr><td>58</td><td>LaDarrius Stallings</td><td>OL</td></tr> <tr><td>87</td><td>Taylor Stanley</td><td>WR</td></tr> <tr><td>85</td><td>Matthew Stewart</td><td>TE</td></tr> <tr><td>76</td><td>Charles Sweeton</td><td>OL</td></tr> <tr><td>1</td><td>Maurice Taylor</td><td>WR</td></tr> <tr><td>30</td><td>Richard Taylor</td><td>S</td></tr> <tr><td>9</td><td>Chris Thompson</td><td>WR</td></tr> <tr><td>60</td><td>Anthony Topps</td><td>OL</td></tr> <tr><td></td><td>Juwan Turner</td><td>OL</td></tr> <tr><td>35</td><td>Jonathan Utley</td><td>LB</td></tr> <tr><td></td><td>Garrett Vincent</td><td>DB</td></tr> <tr><td>95</td><td>Dean Wathen</td><td>DE</td></tr> <tr><td>20</td><td>AJ Williams</td><td>RB</td></tr> <tr><td>4</td><td>Thad Williams</td><td>DB</td></tr> <tr><td>44</td><td>Chris Wright</td><td>LB</td></tr> <tr><td>24</td><td>Rodriques Wright</td><td>WR</td></tr> </tbody> </table>	<u>No.</u>	<u>Name</u>	<u>Pos.</u>	23	DJ McNeil	RB	75	Jordan Murphy	OL	48	Matthew Murphy	DL		Ethan Myers	LB	99	Darrin Nalls	DL	55	Darelle Nash	DE	13	Jarod Neal	QB	28	Obi Nwankwo	S		Shabree Payne	WR		Taino Perez	DB	32	Jarvis Perry	FB	64	Michael Pope	OL	17	Josh Potts	DB	50	James Ratliff	LB	57	Jackson Redditt	K	10	Tyler Rice	QB	96	DJ Roberts	DL	78	Jackson Roberts	OL	82	Corey Rogers	TE	41	Nathan Rottero	LB	81	Cody Sandlin	K	39	James Satterfield	K	93	John Scott	DL	46	Clay Sheley	LS		Matthew Shelton	DL	88	Stephen Shiver	WR	29	Aaron Simms	DB	89	Quentin Sims	WR	45	Clayton Smith	LB	37	Trey Smith	DB	58	LaDarrius Stallings	OL	87	Taylor Stanley	WR	85	Matthew Stewart	TE	76	Charles Sweeton	OL	1	Maurice Taylor	WR	30	Richard Taylor	S	9	Chris Thompson	WR	60	Anthony Topps	OL		Juwan Turner	OL	35	Jonathan Utley	LB		Garrett Vincent	DB	95	Dean Wathen	DE	20	AJ Williams	RB	4	Thad Williams	DB	44	Chris Wright	LB	24	Rodriques Wright	WR
<u>No.</u>	<u>Name</u>	<u>Pos.</u>																																																																																																																																														
23	DJ McNeil	RB																																																																																																																																														
75	Jordan Murphy	OL																																																																																																																																														
48	Matthew Murphy	DL																																																																																																																																														
	Ethan Myers	LB																																																																																																																																														
99	Darrin Nalls	DL																																																																																																																																														
55	Darelle Nash	DE																																																																																																																																														
13	Jarod Neal	QB																																																																																																																																														
28	Obi Nwankwo	S																																																																																																																																														
	Shabree Payne	WR																																																																																																																																														
	Taino Perez	DB																																																																																																																																														
32	Jarvis Perry	FB																																																																																																																																														
64	Michael Pope	OL																																																																																																																																														
17	Josh Potts	DB																																																																																																																																														
50	James Ratliff	LB																																																																																																																																														
57	Jackson Redditt	K																																																																																																																																														
10	Tyler Rice	QB																																																																																																																																														
96	DJ Roberts	DL																																																																																																																																														
78	Jackson Roberts	OL																																																																																																																																														
82	Corey Rogers	TE																																																																																																																																														
41	Nathan Rottero	LB																																																																																																																																														
81	Cody Sandlin	K																																																																																																																																														
39	James Satterfield	K																																																																																																																																														
93	John Scott	DL																																																																																																																																														
46	Clay Sheley	LS																																																																																																																																														
	Matthew Shelton	DL																																																																																																																																														
88	Stephen Shiver	WR																																																																																																																																														
29	Aaron Simms	DB																																																																																																																																														
89	Quentin Sims	WR																																																																																																																																														
45	Clayton Smith	LB																																																																																																																																														
37	Trey Smith	DB																																																																																																																																														
58	LaDarrius Stallings	OL																																																																																																																																														
87	Taylor Stanley	WR																																																																																																																																														
85	Matthew Stewart	TE																																																																																																																																														
76	Charles Sweeton	OL																																																																																																																																														
1	Maurice Taylor	WR																																																																																																																																														
30	Richard Taylor	S																																																																																																																																														
9	Chris Thompson	WR																																																																																																																																														
60	Anthony Topps	OL																																																																																																																																														
	Juwan Turner	OL																																																																																																																																														
35	Jonathan Utley	LB																																																																																																																																														
	Garrett Vincent	DB																																																																																																																																														
95	Dean Wathen	DE																																																																																																																																														
20	AJ Williams	RB																																																																																																																																														
4	Thad Williams	DB																																																																																																																																														
44	Chris Wright	LB																																																																																																																																														
24	Rodriques Wright	WR																																																																																																																																														

Preseason Two-Deep

OFFENSE:

TE:	34	Kenny Jones (6-3, 195, Sr.)
	84	Ben Everett (6-4, 247, R-Jr.)
LT:	76	Charles Sweeton (6-5, 280, R-Fr.)
	64	Michael Pope (6-2, 265, R-Jr.)
LG:	58	LaDarius Stallings (6-0, 285, Sr.)
	71	Michael Bryant (6-5, 310, Jr.)
C:	65	Tyler Eady (6-2, 270, Jr.)
	60	Anthony Topps (6-1, 275, R-Fr.)
RG:	53	Michael Mancini (6-2, 294, R-Jr.)
	56	Aaron Arnold (6-2, 265, R-Fr.)
RT:	72	Matt Axline (6-5, 290, R-Fr.)
	73	John Johnson (6-5, 248, R-Fr.)
	77	Sam Curtis (6-4, 298, R-Fr.)
QB:	15	Derek Carr (6-1, 196, R-Jr.)
	16	Bill Hardegree (6-5, 215, R-So.)
FB:	32	Jarvis Perry (6-0, 230, R-Sr.)
	34	Kenny Jones (6-3, 195, Sr.)
TB:	25	Jason McNair (5-8, 191, R-Jr.)
	23	DJ McNeil (6-3, 210, So.)
X:	8	Dylan Davis (6-2, 195, Jr.)
	6	Kevin Barfield (5-9, 167, So.)
Z:	88	Stephen Shiver (6-3, 214, Sr.)
	89	Quentin Sims (6-3, 202, Jr.)

DEFENSE:

Bandit:	52	Josh Cody (6-1, 250, R-Sr.)
	80	Cory Jordan (5-11, 215, So.)
Tackle:	96	DJ Roberts (6-2, 252, R-So.)
	92	Nick Brown (6-2, 233, So.)
Nose:	99	Darrin Nalls (5-11, 290, R-Jr.)
End:	95	Dean Wathen (6-2, 255, So.)
	98	Jamel Henderson (6-2, 225, Jr.)
Wolf:	5	Julius McNair (6-0, 206, R-Jr.)
	2	Jett Howard (6-2, 221, Sr.)
Mike:	42	Jarvis McCann (6-0, 235, Jr.)
	35	Jonathan Utley (6-0, 213, Sr.)
Stinger:	26	Jobronski Gilbert (5-11, 200, So.)
	44	Chris Wright (6-1, 205, Jr.)
FC	12	CJ Estelle (5-9, 166, Sr.)
	27	Camaren Harriss (5-9, 190, So.)
Rover:	7	Kendal Harper (5-10, 188, Sr.)
	43	Lincoln Anderson (5-9, 188, Jr.)
FS:	11	Fred Flenorl (6-1, 181, R-Fr.)
	36	Joe Dunavant (5-10, 185, R-Sr.)
BC:	3	TJ Drakeford (5-10, 191, Sr.)
	19	Runako Brown (5-11, 175, Sr.)
Special Teams:		
K	81	Cody Sandlin (6-2, 180, Jr.)
P	83	Joe Hook (6-0, 180, Sr.)
LSNP	46	Clay Sheley (6-1, 224, R-Jr.)
HOLD	81	Joe Hook (6-0, 180, Sr.)
KOR	12	Casey Estelle (5-9, 166, Sr.)
PR	25	Jason McNair (5-8, 191, R-Jr.)



MARTIN, Tenn. – For the past six years, right before the dog days of August and the beginning of fall camp, UT Martin head football coach Jason Simpson reverts to either the couch or comfortable chair in his office. He could probably start singing the first line to Bob Seger’s Old Time Rock and Roll, “Just take those old records off the shelf.” Instead of singing about music, Simpson reminisces about his players – all of them from his newcomers to his seasoned veterans. His team “ain’t got the same soul” as one loaded with superstars.

“We are kind of the underdogs or no names,” Simpson said. “Unless you get a transfer that’s with you for a couple of years, you are going to be the underdogs or the one heart beat.”

To be that one heartbeat team is the “kinda music (that) soothes” Simpson’s soul. “You would like to have a bunch of NFL prospects out there playing, but that’s not the case for us. We are more into developing players and seeing these guys get bigger and stronger and grow and learn how to play.”

After five seasons, Simpson admits his team finally has enough depth. “Even some of our players from 2010 who were not starters have enough potential to be all-conference type players because of their development.” So here is a look at the 2011 Skyhawks:

We are more into developing players and seeing these guys get bigger and stronger and grow and learn how to play.”

SOFTBALL FOOTBALL



RUNNING BACKS



“There is depth at several positions that I think you base on not just numbers but quality production,” Simpson said. “You go to our running back or tailback spot there are four tailbacks starting with Jason McNair, DJ McNeil, Tevin Barksdale and AJ Williams. You know those are some good quality backs and maybe none of them are the first team all-conference guys but as a group they are pretty good so that is a deep quality position for us. All of those guys had big games at some point or another, so it’s kind of who’s-the-star for the week.”

If four tailbacks do not present enough challenges for foes, watch out when Simpson puts seniors Kenny Jones or Jarvis Perry at the fullback position.

While the talent screams running game, Simpson disagrees. “I think we’ll always be a team that wants to throw it when we want to and run it when we have to,” Simpson said “I think we will run the ball based on what our offensive line can do, not the quality necessarily of what your tailback can do.”

Simpson said his 2010 Skyhawks were more throw than run because of inconsistency in the offensive line. “We hope we are stronger up-front and that we can push people around.”

THE OFFENSIVE LINE

This year’s offensive line will be young, but have the potential and work ethic to offset any experience questions. “Both of our tackles will be redshirt freshmen,” Simpson said. In fact the Skyhawks will play six redshirted offensive linemen, and two of them right now are currently listed as starters and the other four are backups. “We have 12 offensive linemen in town since June and half of them have been here since May working out. You don’t have to worry about those guys. They’re great citizens and fun to be around,” Simpson said.

WIDE RECEIVERS



This position will be much like the running backs: plenty of quality and production from several players. Start with senior Stephen Shiver who led the Skyhawk receivers in 2010 with 36 receptions for 634 yards and averaged 17.6 yards per catch. “You know Shiver was a big-play guy,” Simpson said. “He has the capability, size, and he is just a good football player.”

Behind Shiver is Georgia Tech transfer Quentin Sims who will provide some depth. Now add who Simpson refers to as the “most dynamic wideout who can run and catch the ball in traffic” -- Dylan Davis, a junior college transfer from Hinds Community College.

Corey Jordan, a former Nashville Hillsboro standout, returns to the Skyhawk lineup. Jordan has always had speed, but Simpson says he has added some weight. “He is so big now. He is probably 215 pounds, but he runs about a 4.5.” Round out the receiving corps with Kevin Barfield, freshman Rod Wright and Maurice Taylor.

“You know it goes back to we are a run-play action team,” Simpson said. “We can throw the ball but sometimes it’s hard to score throwing the ball unless you can run the ball.”

“I think we’ll always be a team that wants to throw it when we want to and run it when we have to,” Simpson said

QUARTERBACKS



Redshirt junior Derek Carr from McKenzie will be the Skyhawk signal caller again. “He is very good at taking point over the run-action and then throwing the ball out of the pocket or off some run-action,” Simpson said. Carr completed 191-of-328 passes for 2,543 yards and 13 touchdowns. He averaged 231.2 yards per game and threw for more than 300 yards three times this past season. “Derek is the only quarterback we have had here for four consecutive years in the six years that I have been here,” Simpson said. “We only had Cade (Thompson) for three years and he (Carr) is the only starting quarterback that has been with us for four years even though he has only been here two as a starter. Now that the offensive is confident in his play making ability all those things are there.

“Expectations are certainly high, and I think that what you can’t see from the stands but I see on the practice field, even on Saturdays too, is his competitiveness,” Simpson said. “He’ll do all the dirty work and whatever it takes to win. He pushes his teammates to compete and to be the best they can be and those are things it’s hard to recruit that you don’t know if you’re getting when you sign a quarterback.”

Who will back up Carr? “You know we’re still going back and forth with that question,” Simpson said. “We can go with experience and Bill Hardegree or the athletic ability of Julius McNair, and on top of that we got the two freshmen.” Hardegree and McNair could fit the bill if Broadway wanted to remake *The Odd Couple* with a football twist. “Bill is straight laced, very cerebral, very A-type personality,” Simpson said. “Julius (McNair) wants to run around and make plays and be physical and throw his body around and Bill is just a drop-back or pocket-passer. He (Hardegree) is going to get you out of bad plays with his mind whereas Julius (McNair) is going to get you out of bad plays with his feet.” The two freshmen, Tyler Rice and Jarod Neal, are highly decorated prep products from Wayne County and Beech (Hendersonville). Both quarterbacks led their respective teams to the 2010 postseason. Simpson said Rice is probably the most decorated quarterback signed at UT Martin.

DEFENSE



This position probably presents the most questions for Simpson and his coaches. It’s not a matter of talent, instead, it’s a question of who has recovered from injuries sustained during spring practice. “We have the potential to be one of the fastest defenses,” Simpson said. “It will be the best secondary we have had -- top to bottom.” Some of those questions surrounding injuries include Jett Howard who is coming off shoulder surgery. Dajuan Brown and Thad Williams both suffered torn ACLs. “Those are three guys that can run and that are really fast players,” Simpson said. Defensive lineman Darrin Nalls had a bicep injury and redshirt freshman Ryan Isom is coming off knee surgery this summer.

“We have the potential to be one of the fastest defenses,” Simpson said. “It will be the best secondary we have had -- top to bottom.”

“We don’t have a Josh Bey type at linebacker, the type of guy that can run and bring that type of impact. Josh is probably a once-in-a-career type of player to coach, but we’ve got guys that can run and a multitude of them,” Simpson said.



LINEBACKERS

Julius McNair, Jett Howard and Jonathan Utley will play linebacker and all three of those guys can run. Junior college transfers Jarvis McCann and Chris Wright, along with sophomore Jobronski Gilbert from Milan, will also see plenty of time at the linebacker position.

DEFENSIVE LINE

Redshirt junior Darrin Nalls will anchor the defensive line with fifth-year senior Karlos Jones. “Those two players are physically as good as anyone we’re going to play against and experienced players,” Simpson said. Nalls led the team in TFL’s and sacks. Josh Cody, also a fifth-year senior will play defensive end. “We have several juniors and sophomore Dean Wathen who will also play on the line for us,” Simpson said. “We are pretty multi-faceted because you know it’s those back seven and eight that are where the speed is and so if we can play a four-man front like we did last year and get rushed then we will. Right now the six linebackers can run and if one can line up at defensive end you can still play a four-man front or you can move the nose over and play a three-man front and then you play your 3-5-3. Going into camp I’ll be honest with you it’s still up in the air because we want to get the fastest 11 people on the football field.”

“Do you play a dime defense to get the fastest five defensive backs on the field ? We’ll see.”

THE SECONDARY

The theme of the fast and furious surrounds the Skyhawk secondary which is led by senior Kendal Harper from Trenton at the strong safety position. Simpson said Harper is one of three players he wants on the field. The other two players are Josh Potts, a transfer from now defunct Lambuth via perennial FCS power Villanova and sophomore Fred Flenorl from Memphis, who Simpson says is the best looking player on the team right now.

Add cornerbacks TJ Drakeford, a transfer from Marshall, CJ Estelle, the speedster Camaren Harris and Williams at cornerback and this secondary is destined to live up to the hype. “Do you play a dime defense to get the fastest five defensive backs on the field ? We’ll see. We have never had that type of speed at the safety, corner, and linebacker positions, but we did have Josh Bay who was the among the best,” Simpson said. “Would I trade Josh Bay for three of our players? Yeah, sure I would, but because Bey has proven himself. You know none of those guys except for Kendal (Harper) has even made all-conference yet, but I know what I see out there in the drills and all that.”

SPECIAL TEAMS

Quality production and quantity translated equal depth and the Skyhawks special teams have depth and experience. Senior punter Joe Hook returns. He averaged 40.5 yards per punt. Junior place kicker Cody Sandlin led the team in scoring with 61 points and converted on 11 of 14 field goals. Long snapper Clay Sheley returns to finish the equation. CJ Estelle will handle the punt returns as will Jason McNair, along with AJ Williams who also returns kickoffs.

Sandlin, Hook, Estelle and Williams were all named to the 2011 College Football Performance Awards Preseason watch list for their respective positions.

So with one heartbeat the Skyhawks are set for the 2011 campaign which includes non-conference foes South Alabama and Mississippi State, the third Southeastern Conference opponent in four years. The slate also features four consecutive home games at Hardy M. Graham Stadium, two Thursday night games and a homecoming showdown with Ohio Valley Conference rival Austin Peay.

2011 Opponents



Jacksonville State

Sept. 1
Jacksonville, Ala.

Name: Jacksonville State University
Location: Jacksonville, Alabama
Founded / Enrollment: 1883 / 9,504
Nickname: Gamecocks
Colors: Red and White
Stadium: Burgess-Snow Field
Conference: Ohio Valley Conference
Head Coach: Jack Crowe
Career Record / at JSU: 88-78 / 74-48
Series: 26-6 JSU
Last Meeting: L, 30-20, 10/9/2010

2010 Overall Record: 9-3
2010 Conf. Record / Finish: 6-2 / 2nd
FCS Playoff Appearance: 2010
Lettermen Ret / Lost: 51 / 19
Starters Ret / Lost: 16 / 10

Media Contact: Greg Seitz
Email: gseitz@jsu.edu
Office Phone: (256) 782-5279
Web site: www.JSUGamecockSports.com

2011 Schedule

Sept. 1	UT Martin
Sept. 10	@ Chattanooga
Sept. 17	Georgia State
Sept. 24	Eastern Illinois
Oct. 1	@ Murray State
Oct. 15	@ Austin Peay
Oct. 22	@ Kentucky
Oct. 29	Tennessee Tech
Nov. 5	Eastern Kentucky
Nov. 12	@ Southeast Missouri State
Nov. 19	@ Tennessee State



Union College

Sept. 15
Martin

Name: Union College
Location: Barbourville, Kentucky
Founded / Enrollment: 1879 / 1,350
Nickname: Bulldogs
Colors: Orange and Black
Stadium: Burch/Nau Field
Conference: Mid-South Conference (Foot-
ball only)
Head Coach: Tommy Reid
Career Record / at UC: 49-64 / 49-64
Series: N/A
Last Meeting: N/A

2010 Overall Record: 7-4
2010 Conf. Record / Finish: 4-2 / 2nd
MSC Playoff Appearance: 2008
Starters Ret / Lost: --

Media Contact: Jay Stancil
Email: jstancil@unionky.edu
Office Phone: (606) 546-1292
Web site: www.ucbulldogs.com

2011 Schedule

Sept. 1	@ Campbellsville
Sept. 10	Kentucky Christian
Sept. 15	@ UT Martin
Sept. 24	@ UVA - Wise
Oct. 1	University of Cumberlands
Oct. 8	@ Bethel
Oct. 15	Lindsey Wilson
Oct. 22	@ Belhaven
Oct. 29	Cumberland University
Nov. 5	Shorter
Nov. 12	@ Faulkner University



Murray State

Sept. 22
Martin

Name: Murray State University
Location: Murray, Kentucky
Founded / Enrollment: 1922 / 10,500
Nickname: Racers
Colors: Navy and Gold
Stadium: Roy Stewart Stadium
Conference: Ohio Valley Conference
Head Coach: Chris Hatcher
Career Record / at MSU: / 6-5
Series: 35-14-1 MSU
Last Meeting: L, 52-16, 9/25/2010

2010 Overall Record: 6-5
2010 Conf. Record / Finish: 5-3 / 4th
FCS Playoff Appearance: 2002
Lettermen Ret / Lost: 39 / 11
Starters Ret / Lost: 19 / 3

Media Contact: John Brush
Email: john.brush@murraystate.edu
Office Phone: (270) 809-7044
Web site: www.goracers.com

2011 Schedule

Sept. 1	@ Louisville
Sept. 10	@ Mississippi Valley State
Sept. 17	Tennessee State
Sept. 22	@ UT Martin
Oct. 1	Jacksonville State
Oct. 8	@ Georgia State
Oct. 15	Eastern Illinois
Oct. 29	Eastern Kentucky
Nov. 5	@ Tennessee Tech
Nov. 12	Austin Peay
Nov. 19	Southwest Missouri State

2011 Opponents



Tennessee Tech

**Oct. 1
Martin**

Name: Tennessee Tech University
Location: Cookeville, Tennessee
Founded / Enrollment: 1915 / 11,385
Nickname: Golden Eagles
Colors: Purple and Gold
Stadium: Tucker Stadium
Conference: Ohio Valley Conference
Head Coach: Watson Brown
Career Record / at TTU: 111-178 / 18-27
Series: 20-10-2 TTU
Last Meeting: W, 27-24, 9/30/2010

2010 Overall Record: 5-6
2010 Conf. Record / Finish: 4-4 / 6th
FCS Playoff Appearance:
Lettermen Ret / Lost: 52 / 12
Starters Ret / Lost: 21 / 3

Media Contact: Rob Schabert
Email: rschabert@tntech.edu
Office Phone: (931) 372-3088
Web site: www.ttusports.com

2011 Schedule

Sept. 3 @ Iowa
 Sept. 8 Maryville
 Sept. 17 @ Eastern Illinois
 Sept. 24 Southeast Missouri State
 Oct. 1 @ UT Martin
 Oct. 15 Tennessee State
 Oct. 29 @ Jacksonville State
 Nov. 5 Murray State
 Nov. 12 @ Eastern Kentucky
 Nov. 19 Austin Peay



Austin Peay

**Oct. 8
Martin**

Name: Austin Peay State University
Location: Clarksville, Tennessee
Founded / Enrollment: 1927 / 10,723
Nickname: Governors
Colors: Red and White
Stadium: Governors Stadium
Conference: Ohio Valley Conference
Head Coach: Rick Christophel
Career Record / at APSU: 15-29 / Same
Series: 32-25-2 UTM
Last Meeting: W, 28-12, 11/6/2010

2010 Overall Record: 2-9
2010 Conf. Record / Finish: 1-7 / 8th
FCS Playoff Appearance:
Lettermen Ret / Lost: 47 / 18
Starters Ret / Lost: 18 / 7

Media Contact: Brad Kirtley
Email: kirtleyb@apsu.edu
Office Phone: (931) 221-7561
Web site: www.letsgopeay.com

2011 Schedule

Sept. 3 @ Cincinnati
 Sept. 17 @ Memphis
 Sept. 24 Eastern Kentucky
 Oct. 1 Tennessee State
 Oct. 8 @ UT Martin
 Oct. 15 Jacksonville State
 Oct. 22 @ Southeast Missouri State
 Oct. 29 Eastern Illinois
 Nov. 5 Central State
 Nov. 12 @ Murray State
 Nov. 19 @ Tennessee Tech



South Alabama

**Oct. 15
Mobile, Ala.**

Name: University of South Alabama
Location: Mobile, Alabama
Founded / Enrollment: 1963 / 15,007
Nickname: Jaguars
Colors: Blue, Red and White
Stadium: Ladd-Peebles Stadium
Conference: N/A
Head Coach: Joey Jones
Career Record / at USA: 20-7 / 17-0
Series: N/A
Last Meeting: N/A

2010 Overall Record: 10-0
2010 Conf. Record / Finish: N/A
Bowl / Final Rank: N/A
Lettermen Ret / Lost: 56 / 15
Starters Ret / Lost: 18 / 6

Media Contact: Brian Fremund
Email: bfremund@usouthal.edu
Office Phone: (251) 414-8032
Web site: www.usajaguars.com

2011 Schedule

Sept. 1 West Alabama
 Sept. 10 Lamar
 Sept. 17 @ North Carolina State
 Sept. 24 @ Kent State
 Oct. 8 @ Texas - San Antonio
 Oct. 15 UT Martin
 Oct. 22 @ Georgia State
 Oct. 29 Henderson (Ark.) State
 Nov. 3 Mississippi Valley State
 Nov. 19 Cal Poly

2011 Opponents



Eastern Illinois

Oct. 22
Charleston, Ill.

Name: Eastern Illinois University
Location: Charleston, Illinois
Founded / Enrollment: 1895 / 11,630
Nickname: Panthers
Colors: Blue, Grey, and White
Stadium: O'Brien Field
Conference: Ohio Valley Conference
Head Coach: Bob Spoo
Career Record / at EIU: 142-122-1 / Same
Series: 12-4 EIU
Last Meeting: W, 20-10, 9/18/2010

2010 Overall Record: 2-9
2010 Conf. Record / Finish: 2-6 / 7th
Bowl / Final Rank:
Lettermen Ret / Lost: 36 / 18
Starters Ret / Lost: 17 / 10

Media Contact: Rich Moser
Email: rmoser@eiu.edu
Office Phone: (217) 581-7480
Web site: www.EIUpanthers.com

2011 Schedule

Sept. 1	Illinois State
Sept. 10	@ Northwestern
Sept. 17	Tennessee Tech
Sept. 24	@ Jacksonville State
Oct. 1	@ Southeast Missouri State
Oct. 8	Eastern Kentucky
Oct. 15	@ Murray State
Oct. 22	UT Martin
Oct. 29	@ Austin Peay
Nov. 5	Tennessee State
Nov. 12	@ Southern Illinois



SE Missouri State

Oct. 29
Martin

Name: Southeast Missouri State University
Location: Cape Girardeau, Missouri
Founded / Enrollment: 1873 / 10,859
Nickname: Redhawks
Colors: Red and Black
Stadium: Houck Stadium
Conference: Ohio Valley Conference
Head Coach: Tony Samuel
Career Record / at SEMO: 56-92 / 22-35
Series: 14-12 SEMO
Last Meeting: L, 24-17, 10/30/10

2010 Overall Record: 9-3
2010 Conf. Record / Finish: 7-1 / 1st
FCS Playoff Appearance: 2010
Lettermen Ret / Lost: 40 / 20
Starters Ret / Lost: 8 / 14

Media Contact: Jeff Honza
Email: jhonza@semo.edu
Office Phone: (573) 651-2933
Web site: www.GoSoutheast.com

2011 Schedule

Sept. 3	Southern Illinois
Sept. 17	@ Purdue
Sept. 24	@ Tennessee Tech
Oct. 1	Eastern Illinois
Oct. 8	@ Tennessee State
Oct. 15	@ Eastern Kentucky
Oct. 22	Austin Peay
Oct. 29	@ UT Martin
Nov. 5	Central Methodist
Nov. 12	Jacksonville State
Nov. 19	Murray State



Mississippi State

Nov. 5
Starkville, Miss.

Name: Mississippi State University
Location: Starkville, Mississippi
Founded / Enrollment: 1878 / 19,500
Nickname: Bulldogs
Colors: Maroon and White
Stadium: Davis Wade Stadium at Scott Field
Conference: Southeastern Conference
Head Coach: Dan Mullen
Career Record / at MSU: 14-11 / Same
Series: N/A
Last Meeting: N/A

2010 Overall Record: 9-4
2010 Conf. Record / Finish: 4-4 / 5th
Bowl / Final Rank: Gator Bowl (Michigan)
Lettermen Ret / Lost: 41 / 24
Starters Ret / Lost: 15 / 9

Football Contacts: Joe Galbraith and Jay Middleton
Email: jgalbraith@athletics.msstate.edu
Office Phone: (662) 325-2703
Web site: www.mstateathletics.com

2011 Schedule

Sept. 1	@ Memphis
Sept. 10	@ Auburn
Sept. 15	LSU
Sept. 24	Louisiana Tech
Oct. 1	@ Georgia
Oct. 8	@ UAB
Oct. 15	South Carolina
Oct. 29	@ Kentucky
Nov. 5	UT Martin
Nov. 12	Alabama
Nov. 19	@ Arkansas
Nov. 26	Ole Miss

2011 Opponents

Tennessee State



Tennessee State

Nov. 12
Nashville, Tenn.

Name: Tennessee State University
Location: Nashville, Tennessee
Founded / Enrollment: 1912 / 8,824
Nickname: Tigers
Colors: Royal (Reflex) Blue and White
Stadium: LP Field
Conference: Ohio Valley Conference
Head Coach: Rod Reed
Career Record / at TSU: 3-8 / 3-8
Series: 13-7 TSU
Last Meeting: W, 37-0, 9/13/2010

2010 Overall Record: 3-8
2010 Conf. Record / Finish: 0-7 / 9th
FCS Playoff Appearance:
Lettermen Ret / Lost: 38 / 27
Starters Ret / Lost: 15 / 9

Media Contact: Wallace Dooley, Jr.
Email: tyger.prman@gmail.com
Office Phone: (615) 963-5674
Web site: www.tsutigers.com

2010 Schedule

Sept. 3	Southern
Sept. 10	@ Jackson State
Sept. 17	@ Murray State
Sept. 24	@ Air Force
Oct. 1	@ Austin Peay
Oct. 8	Southeast Missouri State
Oct. 15	Tennessee Tech
Oct. 22	@ Eastern Kentucky
Oct. 29	OPEN
Nov. 5	@ Eastern Illinois
Nov. 12	UT Martin
Nov. 19	Jacksonville State



Eastern Kentucky

Nov. 19
Richmond, Ky.

Name: Eastern Kentucky University
Location: Richmond, Kentucky
Founded / Enrollment: 1906 / 16,515
Nickname: Colonels
Colors: Maroon and White
Stadium: Roy Kidd Stadium
Conference: Ohio Valley Conference
Head Coach: Dean Hood
Career Record / at EKU: 19-15 / 19-15
Series: 20-1 EKU
Last Meeting: W, 10-7, 10/16/2010

2010 Overall Record: 6-5
2010 Conf. Record / Finish: 5-2 / 3rd
FCS Playoff Appearance:
Lettermen Ret / Lost: 39 / 15
Starters Ret / Lost: 16 / 6

Media Contact: Michael Clark
Email: michael.clark@eku.edu
Office Phone: (859) 622-6170
Web site: www.EKUSports.com

2010 Schedule

Sept. 3	@ Kansas State
Sept. 10	Missouri State
Sept. 17	Chattanooga
Sept. 24	@ Austin Peay
Oct. 1	OPEN
Oct. 8	@ Eastern Illinois
Oct. 15	Southeast Missouri State
Oct. 22	Tennessee State
Oct. 29	@ Murray State
Nov. 5	@ Jacksonville State
Nov. 12	Tennessee Tech
Nov. 19	UT Martin

UT MARTIN
SKYHAWKS



Travel Headquarters

Jacksonville State (Thurs., Sept. 1)
 Courtyard Marriott
 Oxford, Alabama
 (256) 831-7995

South Alabama (Sat., Oct. 15)
 Holiday Inn Downtown
 Mobile, Alabama
 (251) 694-0100

Eastern Illinois (Sat., Oct. 22)
 Hilton Garden Inn
 Effingham, Illinois
 (217) 347-5115

Mississippi State (Sat., Nov. 5)
 Clarion Inn Summit Center
 Tupelo, Mississippi
 (662) 844-4343

Tennessee State (Sat., Nov. 12)
 Millenium Maxwell
 Nashville, Tennessee
 (615) 259-4343

Eastern Kentucky (Sat., Nov 19)
 Double Tree Suites
 Lexington, Kentucky
 (859) 268-0060

The UT Martin football team will travel by charter bus to each game. Typical travel arrangements include leaving the day before the game and returning to Martin immediately following the game.

Series Records vs. 2011 Opponents



Jacksonville State Gamecocks

Thursday, Sept. 01, 2011
JSU leads the series 26-6

At Jacksonville: 3-13

At Martin: 3-14

Biggest Win: 38 points, 1967

Biggest Loss: 63 points, 1989

Longest Win Streak: 2 games (1987-88)

Longest Losing Streak: 11 games (1968-78)

Current Streak: L2 (2009-current)

1967	Jacksonville	W	38-0
1968	Martin	L	16-12
1969	Jacksonville	L	22-20
1970	Martin	L	16-14
1971	Jacksonville	L	30-10
1972	Martin	L	20-6
1973	Jacksonville	L	50-7
1974	Martin	L	17-0
1975	Jacksonville	L	11-3
1976	Martin	L	24-3
1977	Jacksonville	L	36-13
1978	Martin	L	44-15
1979	Jacksonville	W	15-14
1980	Martin	L	19-14
1981	Jacksonville	L	44-7
1982	Martin	L	41-13
1983	Jacksonville	L	34-19
1984	Martin	L	23-16
1985	Jacksonville	L	19-13
1986	Martin	L	30-20
1987	Jacksonville	W	28-17
1988	Martin	W	31-24
1989	Jacksonville	L	63-0
1990	Martin	L	21-7
2003	Jacksonville	L	34-24
2004	Martin	L	59-12
2005	Jacksonville	L	37-17
2006	Martin	W	24-14
2007	Jacksonville	L	27-24
2008	Martin	W	31-30
2009	Jacksonville	L	52-7
2010	Martin	L	30-20



Union College

Thursday, Sept. 15, 2011
First Meeting



Murray State Racers

Thursday, Sept. 22, 2011
Murray State leads series
35-14-1

At Murray: 6-19-1

At Martin: 8-16

Biggest Win: 42 points, 2007

Biggest Loss: 48 points, 1999

Longest Win Streak: 5 games (2005-2009)

Longest Losing Streak: 12 games (1993-2004)

Current Streak: L1 (2010-current)

1924	Murray	L	13-0
1925	Martin	L	6-0
1926	Murray	L	25-0
1927	Martin	L	13-7
1928	Murray	L	34-6
1929	Murray	L	13-7
1930	Martin	L	7-0
1961	Murray	L	25-15
1962	Martin	L	15-12
1963	Murray	L	19-8
1964	Martin	L	32-14
1965	Murray	W	17-7
1966	Martin	W	16-12
1967	Martin	W	16-9
1968	Murray	T	7-7
1971	Martin	W	41-0
1972	Murray	L	14-7
1973	Martin	L	21-10
1974	Murray	L	14-6
1975	Martin	L	17-10
1976	Murray	W	24-0
1977	Martin	W	31-20
1978	Murray	L	21-7
1979	Martin	L	24-0
1980	Murray	L	20-6
1981	Martin	L	10-6
1982	Murray	W	10-7
1987	Murray	L	34-6
1988	Murray	W	32-24
1989	Martin	L	24-3
1991	Murray	L	40-34
1992	Martin	W	13-7
1993	Martin	L (OT)	28-21
1994	Murray	L	28-24
1995	Murray	L	33-9
1996	Martin	L	28-14
1997	Martin	L	45-7
1998	Murray	L	47-35
1999	Murray	L	62-14
2000	Martin	L	48-3
2001	Murray	L	35-17
2002	Martin	L	42-3
2003	Martin	L	41-26
2004	Murray	L	38-0
2005	Martin	W	49-20
2006	Murray	W	42-14
2007	Martin	W	76-34
2008	Murray	W	63-38
2009	Martin	W	38-24
2010	Murray	L	52-16



Tennessee Tech Golden Eagles

Saturday, Oct. 01, 2011
Tech leads series 20-10-2

At Cookeville: 4-12

At Martin: 6-8-2

Biggest Win: 30 points, 2005

Biggest Loss: 61 points, 2002

Longest Win Streak: 3 games (1981, 1982, 1991)

Longest Losing Streak: 7 games (1996-2002)

Current Streak: W1 (2010-current)

1926	Cookeville	L	12-0
1927	Martin	T	0-0
1928	Cookeville	L	14-13

1931	Cookeville	L	26-7
1932	Martin	T	0-0
1970	Martin	L	17-6
1971	Cookeville	L	10-7
1972	Martin	L	13-10
1973	Cookeville	L	16-9
1980	Martin	L	30-28
1981	Cookeville	W	24-21
1982	Martin	W	35-21
1991	Martin	W	24-16
1992	Cookeville	L	17-13
1993	Cookeville	L	20-3
1994	Martin	W	20-10
1995	Martin	W	36-31
1996	Cookeville	L (20T)	21-14
1997	Cookeville	L	33-2
1998	Martin	L (OT)	31-24
1999	Martin	L	45-9
2000	Cookeville	L	46-6
2001	Martin	L	41-7
2002	Cookeville	L	68-7
2003	Martin	W (OT)	30-23
2004	Cookeville	L	49-20
2005	Martin	W	46-16
2006	Cookeville	W	35-16
2007	Martin	L	13-10
2008	Cookeville	W	35-7
2009	Martin	L	35-28
2010	Cookeville	W	27-24



Austin Peay Governors

Saturday, Sept. 08, 2011
UTM leads series 32-25-2

At Clarksville: 18-13-1

At Martin: 14-12-1

Biggest Win: 41 points, 1967

Biggest Loss: 49 points, 1965

Longest Win Streak: 5 games (1973-77)

Longest Losing Streak: 8 games (1938-48)

Current Streak: W3 (2008-current)

1930	Clarksville	W	32-0
1931	Martin	T	0-0
1932	Clarksville	T	6-6
1936	Martin	W	19-0
1936	Clarksville	W	33-0
1937	Martin	W	20-12
1938	Clarksville	L	14-13
1939	Martin	L	7-0
1940	Clarksville	L	20-0
1941	Martin	L	13-0
1946	Clarksville	L	33-0
1946	Martin	L	14-6
1947	Clarksville	L	20-7
1948	Martin	L	39-0
1959	Clarksville	W	21-10
1960	Martin	W	13-7
1961	Clarksville	W	14-7
1962	Martin	W	16-0
1963	Clarksville	L	20-6
1964	Martin	L	35-0
1965	Clarksville	L	49-0
1966	Martin	L	17-13
1967	Clarksville	W	47-6
1968	Martin	L	9-7

Series Records vs. 2011 Opponents

1969	Clarksville	W	7-6
1970	Martin	W	22-21
1971	Clarksville	W	17-3
1972	Martin	L	18-6
1973	Clarksville	W	26-0
1974	Martin	W	31-26
1975	Clarksville	W	24-15
1976	Martin	W	24-0
1977	Clarksville	W	23-10
1978	Martin	L	21-14
1979	Clarksville	L	34-7
1980	Martin	W	24-20
1981	Clarksville	L	28-14
1982	Clarksville	W	17-14
1983	Martin	L	45-6
1984	Clarksville	L	13-10
1985	Martin	L	13-7
1986	Clarksville	L	36-0
1987	Martin	W	30-10
1989	Martin	W	21-0
1990	Clarksville	W	24-10
1991	Martin	W	34-28
1992	Clarksville	L	32-18
1993	Clarksville	W(20T)	39-33
1994	Martin	L	27-21
1995	Martin	W	31-28
1996	Clarksville	L	55-24
1997	Clarksville	W	36-26
2003	Martin	W	21-20
2004	Clarksville	W	31-14
2006	Clarksville	W	20-10
2007	Clarksville	L	17-14
2008	Clarksville	W	31-17
2009	Martin	W	48-38
2010	Clarksville	W	28-12



South Alabama Jaguars

Saturday, Oct. 15, 2011
First Meeting



Eastern Illinois Panthers

Saturday, Oct. 22, 2011
EIU leads the series 12-4

At Charleston: 0-8

At Martin: 4-4

Biggest Win: 18 points, 2004

Biggest Loss: 40 points, 2001

Longest Win Streak: 1 game (3 times; last in 2008)

Longest Losing Streak: 9 games (1995-2003)

Current Streak: W1 (2010-current)

1995	Charleston	L	30-22
1996	Martin	L	38-0
1997	Charleston	L	42-6
1998	Martin	L	56-35
1999	Charleston	L	42-21
2000	Martin	L	42-7
2001	Martin	L	56-16
2002	Charleston	L	55-43
2003	Charleston	L	29-12
2004	Martin	W	32-14
2005	Charleston	L	26-7

2006	Martin	W	15-9
2007	Charleston	L	29-23
2008	Martin	W	29-26
2009	Charleston	L	49-13
2010	Martin	W	20-10



Southeast Missouri State Redhawks

Saturday, Oct. 29, 2011

SEMO leads the series 14-12

At Cape Girardeau: 5-8

At Martin: 7-6

Biggest Win: 39 points, 1967

Biggest Loss: 40 points, 1985

Longest Win Streak: 5 games (2005-2009)

Longest Losing Streak: 8 games (1997-2004)

Current Streak: L1 (2010-current)

1966	Cape Girardeau	W	17-14
1967	Martin	W	39-0
1984	Martin	W	21-7
1985	Cape Girardeau	L	57-17
1986	Martin	L	37-29
1987	Cape Girardeau	W	25-13
1991	Martin	W	36-29
1992	Cape Girardeau	L	37-13
1993	Martin	W	17-14
1994	Cape Girardeau	L	10-0
1995	Martin	L	38-17
1996	Cape Girardeau	W	7-6
1997	Martin	L	42-7
1998	Cape Girardeau	L	41-14
1999	Martin	L	36-7
2000	Cape Girardeau	L	34-14
2001	Cape Girardeau	L	45-30
2002	Martin	L	50-35
2003	Martin	L	20-7
2004	Cape Girardeau	L	35-7
2005	Martin	W	24-21
2006	Cape Girardeau	W	28-14
2007	Martin	W	55-20
2008	Cape Girardeau	W	31-21
2009	Martin	W	29-22
2010	Cape Girardeau	L	24-17



Mississippi State Bulldogs

Saturday, Nov. 05, 2011
First Meeting

Tennessee State



Tennessee State Tigers

Saturday, Nov. 12, 2011
TSU leads the series 13-7

At Nashville: 1-9

At Martin: 6-4

Biggest Win: 37 points, 2010

Biggest Loss: 76 points, 1998

Longest Win Streak: 2 games (2 times; last time 2009-current)

Longest Losing Streak: 9 games (1996-2004)

Current Streak: W2 (2009-current)

1976	Martin	W	26-21
1977	Nashville	L	55-7
1992	Nashville	L	23-15
1993	Martin	W	24-14
1994	Nashville	L	20-3
1995	Martin	W	28-7
1996	Nashville	L	37-14
1997	Martin	L	27-20
1998	Nashville	L	76-0
1999	Martin	L	43-7
2000	Nashville	L	33-6
2001	Nashville	L	55-7
2002	Nashville	L	26-8
2003	Nashville	L	41-10
2004	Martin	L	27-13
2005	Martin	W	42-20
2007	Martin	W	43-38
2008	Martin	L (OT)	30-27
2009	Nashville	W	28-7
2010	Martin	W	37-0



Eastern Kentucky Colonels

Saturday, Nov. 19, 2011
EKU leads the series 20-1

At Richmond: 0-10

At Martin: 1-10

Biggest Win: 3 points, 2010

Biggest Loss: 55 points, 2002

Longest Win Streak: 1 game (2010-current)

Longest Losing Streak: 20 games (1973-2009)

Current Streak: W1 (2010-current)

1973	Richmond	L	16-14
1974	Martin	L	24-9
1991	Richmond	L	56-21
1992	Martin	L	35-9
1993	Richmond	L	30-0
1994	Martin	L	34-14
1995	Richmond	L	38-15
1996	Martin	L	45-7
1997	Richmond	L	49-0
1998	Martin	L	47-29
1999	Richmond	L	54-7
2000	Martin	L	27-0
2001	Martin	L	42-10
2002	Richmond	L	58-3
2003	Richmond	L	41-32
2004	Martin	L	41-14
2005	Richmond	L	31-17
2006	Martin	L	31-28
2008	Martin	L	33-31
2009	Richmond	L	31-25
2010	Martin	W	10-7

Head Coach Jason Simpson



Sixth Season at UT Martin

The Facts

- **Born:** Jan. 25, 1971
- **Wife:** Julie Simpson
- **Children:** Ty, Emma, and Graham
- **Education**
Mississippi State,
1990-91
Southern Mississippi,
1992-94
- **College Football**
Quarterback
MSU (1990-91)

UT Martin head football coach Jason Simpson and his Skyhawks stopped flirting with the Sgt. Alvin York Trophy this past season and rattled off victories against Tennessee Tech, Austin Peay and Tennessee State to win the trophy for the first time since its inception in 2007. Winning the trophy was just another piece of the puzzle in the right place for Simpson who led the Skyhawks to a 6-5 overall worksheet and a 5-3 Ohio Valley Conference record in 2011.

The Sgt. York Trophy was not the only piece of the puzzle for the Skyhawks in 2011. Simpson led his charges to a 10-7 homecoming victory and the first ever win over Eastern Kentucky in school history.

With the six victories and five league wins, Simpson improved his overall record to 32-25 at UT Martin in five seasons. His .569 overall winning percentage is the second best among current OVC coaches and the second best in UT Martin history. Only W.E. Derryberry who coached from 1934-36 has a better winning percentage (.846).

Simpson is 25-14 in the OVC and has one OVC championship to his credit and came within a field goal of a second championship in 2008. He led the Skyhawks to the Football Championship Subdivision (FCS) postseason for the first time in school history (2006) and his teams have been ranked among the top 25 in the nation annually.

The Skyhawks received votes in the FCS polls seven out of 14 weeks during the 2009 season.

Simpson and the Skyhawks marched to a 5-6 overall record and sported a 4-4 OVC worksheet in 2009. The team opened its campaign with a 56-0 lambasting over Iowa Wesleyan and won three of its last four games of the season in convincing fashion. Among those victories was a 38-24 triumph over rival Murray State and a 48-38 shootout with Austin Peay. The Skyhawks were ranked 27th in the nation in rushing offense, 22nd in the nation in passing offense, 37th in scoring offense, 31st in rushing defense, 19th in punt return yardage/defense, 30th for tackles for a loss per game, 25th for third down conversion percentage and 17th for time of possession.

Cade Thompson, Simpson's starting quarterback for the past two 2008 and '09 seasons, was 20th in the nation in passing yards per game and total passing yards (2,546). Thompson set new school records for passing yards, completion percentage and touchdown passes in 2009.

Offensive tackle Joe Gibbs, junior linebacker Josh Bey, tailback Brandyn Young and freshman tailback Jason McNair reeled in All-OVC honors in 2009 for Simpson and the Skyhawks. Gibbs was also named to three All-America teams and claimed UT Martin's Bob Carroll Male Athlete of the Year Award. Gibbs earned several NFL tryouts and made it to the last day of camp with the St. Louis Rams in 2010.

Simpson led the 2008 Skyhawks to an 8-4 overall campaign and a 6-2 OVC record. The team received votes in both the FCS Coaches Poll and the Sports Network Poll, and was ranked 25th in the nation in the final Sports Media Entertainment (SME) Network poll.

The team was ranked fourth in the nation in scoring offense (37.33) and sixth in fumbles recovered (16). The Skyhawks were also ranked among the nation's top 40 teams in rushing offense (34), passing offense (35), total offense (16), punt returns (23), kickoff returns (38), passing efficiency (27), sacks (19), tackles for loss (7), third down conversion percentage (8) and fourth down conversion percentage (8).

Simpson's Coaching History

Year	School	Position	Head Coach
1994	Delta State	Defensive Backs (GA)	Todd Knight
1995	Delta State	Defensive Backs	Todd Knight
1997	Jacksonville State	QBs/Receivers/Special Teams Assistant	Mike Williams
1998	Jacksonville State	QBs/Receivers/Special Teams Assistant	Mike Williams
1999	Jacksonville State	QBs/Receivers/Special Teams Assistant	Mike Williams
2000	Blinn Junior College	QBs/Receivers	Everett Todd
2000	Texas State	QBs/Receivers/ Recruiting Coord.	Bob Debesse
2001	Texas State	QBs/Receivers/ Recruiting Coord.	Bob Debesse
2002	Texas State	QBs/Recruiting Coord.	Bob Debesse
2003	Texas State	QBs/Recruiting Coord.	Bob Debesse
2003	UT-Chattanooga	Assistant head coach/ Offensive Coord./QBs	Rodney Allison
2004	UT-Chattanooga	Assistant head coach/ Offensive Coord./QBs	Rodney Allison
2005	UT-Chattanooga	Assistant head coach/ Offensive Coord./QBs	Rodney Allison
2006	UT Martin	Head Coach	9-3 (6-1)
2007	UT Martin	Head Coach	4-7 (4-4)
2008	UT Martin	Head Coach	8-4 (6-2)
2009	UT Martin	Head Coach	5-6 (4-4)
2010	UT Martin	Head Coach	6-5 (5-3)

Totals as Head Coach 32-25 (25-14)

Head Coach Jason Simpson

The head coach had five first team All-OVC selections including quarterback Cade Thompson, wide receiver Mike Hicks, offensive lineman Kevin Bannon, defensive lineman Ray Williams and defensive back Dontrell Miller.

Miller earned All-American honors from the Associated Press, the AFCA and the Sports Network. He was also included in CSN's Fabulous 50 team. Williams picked up honorable mention All-American honors from The Sports Network.

In 2007, the Skyhawks closed out the season by winning four of their last five games. The Skyhawk offense exploded in the second half of the season with a 76-34 victory over Murray State and a 55-20 thumping over Southeast Missouri State.

While the second half of the season was loaded with excitement, the first half was a challenge to say the least. The Skyhawks lost their first three OVC games by a combined nine points. The team finished the season with a 4-7 overall record and a 4-4 mark in the OVC. Linebacker Josh Yarbrough led the team in tackles and earned All-OVC honors and honorable mention All-American honors from the Sports Network.

Running back Don Chapman closed out his career as UT Martin's all-time rushing leader with 5,017 yards. Chapman became only the 14th Division I player to rush for 1,000 yards in four consecutive seasons. Return specialist Jessie "Juice" Burton was the Sports Network's third best kick returner. Burton was invited to the Canadian Football League's Calgary Stampeders training camp.

In 2006, Simpson's first year, the Skyhawks posted a 9-3 overall record and a 6-1 mark in the OVC standings. The overall worksheet was the best for the Skyhawks since 1988 when they advance to postseason play as a Division II team. The six OVC victories were the most for the Skyhawks since joining the league in 1992.

Of the nine victories, five were road wins and it marked the first time the Skyhawks won an OVC road game since 1996.

Along with wins, Simpson led the Skyhawks to national rankings for the first time since 1989 and top 10 statistical rankings in pass efficiency defense (2), total defense (6), pass defense (7). The team was 12th in rushing offense while Chapman was ranked No. 9 in rushing offense (128.36 yards per game). Burton was ranked seventh in kickoff returns (26.2 yards per return).

Simpson finished fourth in the annual voting for the Eddie Robinson Award, the

nation's best coach. He was named the American Football Coaches Association Region 3 Coach of the Year and he earned the OVC's Roy Kidd Coach of the Year trophy.

Before accepting his first head coaching job at UT Martin, Simpson was the offensive coordinator at the University of Tennessee at Chattanooga. He was instrumental in the resurgence of the UTC football program. In 2005, Chattanooga posted a 6-5 campaign, the school's first winning season since 1997.

At Chattanooga, Simpson coached quarterback Cedric Stevens who threw for more than 3,100 yards with a 66 percent completion percentage. With 20 touchdown passes, Stevens was named national Division I-AA Player of the Week. Stevens turned in a stellar effort with 540 yards of passing and five touchdowns as he helped Chattanooga pile up 697 yards of total offense in a 59-56 win over Appalachian State.

Before Chattanooga, Simpson coached at Texas State University, a member of the Southland Football League. He coached quarterbacks, receivers and served as the team's recruiting coordinator.

At Texas State, Simpson coached Tyson Ollvo who is the school's third all-time receptions leader. In 2000, Texas State posted a 7-4 record, the school's first winning season in 10 years. Simpson served as an assistant coach from 1997-1999 at Jacksonville State University. He coached quarterbacks and was the team's passing game coordinator.

He also coached receivers and served as an assistant special teams coordinator. He was a member of the Jacksonville State staff responsible for the third best turnaround in Division I football for the 1997 and 1998 seasons.

Simpson is a native of Ellisville, Miss. He signed as a quarterback with Mississippi State and played for two seasons for the Bulldogs. He also played baseball for Ron Polk at State before transferring to Southern Miss in 1992. At Southern Miss, Simpson was a two-time all-conference selection in baseball and was team captain his senior season.

After earning a bachelor's degree in 1994 from Southern Miss, he spent the next year as a graduate assistant football coach at Delta State, where he coached defensive backs.

Simpson and his wife, the former Julie Wilkerson, have two sons and a daughter: Ty, Graham and Emma. The family lives in Martin and attends First Baptist Church.

The Simpson File ...

(32-25, Sixth season)

Championships

2006 Ohio Valley Conference

Coaching Honors

2006 OVC Roy Kidd Coach of the Year
2006 AFCA Region III Coach of the Year
2006 Eddie Robinson Award Finalist

Versus All Opponents

Auburn	0-1
Austin Peay	4-1
Baker	1-0
Central Arkansas	0-1
Concordia (Selma, Ala.)	1-0
Eastern Illinois	3-2
Eastern Kentucky	1-3
Gardner-Webb	1-0
Iowa Wesleyan	1-0
Jacksonville State	2-3
Lambuth	1-0
Memphis	0-1
Missouri State	0-2
Murray State	4-1
Ohio	0-1
Samford	2-0
Southeast Missouri	4-1
Southeastern Louisiana	0-1
Southern Illinois	0-1
Southern Miss	0-1
Tennessee	0-1
Tennessee State	3-1
Tennessee Tech	3-2
Urbana University	1-0
USF	0-1

Record Breakdown:

Overall	32-25
OVC	25-14
Non-Conference	7-11
Ranked Opponents	3-7
Home Games	19-7
Road Games	13-18
Overtime	0-1
Postseason	0-1
(2006)	
Thursday Games	9-3
Saturday Games	23-22

Assistant Coaches

Mac Bryan

**Co-Offensive Coordinator
Offensive Line Coach**

**2nd Season
Appalachian State/1982**



Mac Bryan begins his second season as the offensive line coach and his first season as the Skyhawks co-offensive coordinator.

He comes to UT Martin from Enka High School in North Carolina where he served as head coach for the past season. He led the Jets to their best season since 2002.

Bryan brings 19 years of collegiate coaching experience to UT Martin with him. His last college coaching job was as the head football coach at Pikeville (Kentucky) College. He spent three seasons as the head coach.

He spent one year as assistant head coach and offensive line coach at Newberry College. Before that he was at the University of Tennessee at Chattanooga from 2001-2003 where he first served as the offensive line coach and then as the defensive line coach. Among his players at Chattanooga was former UT Martin offensive coordinator and offensive line coach Geep Wade.

Bryan also spent three seasons as the offensive line coach at Southern Miss and seven years at Lees McRae College. Simpson was a player at Southern Miss while Bryan was the offensive line coach.

While at Lees McRae as the head coach, Bryan guided the team to the four East Bowls and the Mid American Bowl.

He was named the NJCAA Region 10 Coach of the Year three times and the Coastal Conference Coach of the Year twice. His team won Coastal Conference titles in 1986, 1987 and 1988. Lees McRae was ranked No. 1 in the NJCAA final regular season poll in 1987.

He worked as a graduate assistant coach at Appalachian State from 1981-83 while working on his graduate degree. He earned his master's in Physical Education in 1983 and his bachelor's degree in PE in 1982 from ASU. He was a member of the Mountaineers' football team from 1978-80, playing offensive tackle for head coaches Jim Brakefield and Mike Working.

Bryan is married to the former Vickie Smith. The couple has two daughters, Victoria and Carolyn.

Nathan Burton

Linebackers Coach

**2nd Season
Georgia Tech/2004**



Nathan Burton begins his second season as the Skyhawks linebackers coach. He came to UT Martin from Oklahoma State where he served as a defensive graduate assistant in 2009. Before that he was a defensive graduate assistant and quality controller at Georgia Tech from 2005-09.

He's worked with defensive coordinators Jon Tenuta (Georgia Tech) and Bill Young (Oklahoma State).

As a player at Georgia Tech, Burton was a four-year letter winner and he earned a scholarship two years after walking on. He played in 12 of 13 games during his redshirt-freshman year as a walk-on. In 2004 he was the Georgia Tech Lifter of the Year.

Burton started at the safety position at Georgia Tech in the Nickel and Dime defensive packages.

Burton and his wife, Britney, have a son - Charlie.

Assistant Coaches

Carmen Felus

**Co-Offensive Coordinator
Wide Receivers Coach**

**1st Season
Western Maryland/1995**



Carmen Felus joins the Skyhawks this season as the new co-offensive coordinator and wide receiver coach. He comes to UT Martin with 16 years of coaching experience and his most recent stint with Juniata College in Huntingdon, Pa where he served as head coach from 2009-10.

Before Juniata, Felus was at UT Chattanooga, where he was the assistant head coach, offensive coordinator, and quarterbacks coach from 2006-08.

Previously, Felus was offensive coordinator at Division II Indiana University of Pennsylvania from 2000 to 2005, where he helped lead the Crimson Hawks to a share of five PSAC West championships and three trips to the NCAA Division II playoffs. The Crimson Hawks posted a combined mark of 49-16 during Felus' six years on staff at IUP and were ranked among the AFCA Division II top 20 for 52 consecutive weeks.

Some of the prominent players Felus coached include Eldra Buckley (Chattanooga), a running back with Philadelphia Eagles; Jason Capizzi (IUP), an offensive lineman for the Steelers and Rams; LeRon McCoy (IUP), a wide receiver for 49ers and Texans; Mike Jemison (IUP), a running back for the Giants and Steelers; Chris Morgan (IUP), a running back for the Indianapolis Colts.

A native of Lilly, Pa., Felus graduated from Penn Cambrian High School and was a two-year letterwinner as a quarterback and wide receiver at Lock Haven University between 1990-92. He transferred to Western Maryland College (now McDaniel College), where he completed his eligibility in 1994 as the Green Terror's sixth leading receiver in school history with 89 receptions for 755 yards. He graduated from Western Maryland in 1995 with a bachelor of arts degree in English literature.

Felus and his wife Jennifer (Podlucky) have one daughter, Marissa Carmella.

Nick Glenn

**Defensive Assistant Coach
Recruiting Coordinator**

**1st Season
UT Martin/2005**



Nick Glenn begins his first season as the Skyhawks recruiting coordinator and defensive assistant. He will continue to serve as the student-athlete development officer, where his responsibilities include game-day devotions, weekly life skills training sessions, community outreach projects and mentoring players.

Glenn has worked specifically with the Skyhawk football team the past two years.

He is also the collegiate pastor of Oak Grove Church in Martin.

Glenn is a former City of Martin police officer, a DARE officer and a School Resource Officer (SRO).

He is married to former UT Martin track standout Tymikia Gunn (2001) and the couple has three sons, Terrick, Nate and Jonathan.

Assistant Coaches

Jordon Hankins

**Associate Head Coach
Running Backs Coach
Strength and Conditioning Coach**

**2nd Season
UT Martin/2005**



Jordon Hankins begins his first season as the Skyhawks associate head coach and his second season as the running backs and strength and conditioning coach at his alma mater.

Hankins had a stable of running backs in 2010 which included Jason McNair, Tevin Barksdale, DJ McNeil and AJ Williams. McNair led the group with 125 carries for 547 yards, while Barksdale made the best of his 82 attempts for 479 yards.

The Skyhawks finished second in the OVC and 24th in the nation in total offense.

Before UT Martin, Hankins served as an assistant coach and the head strength and conditioning coach at Riverdale High School for four years under coach Ron Aydelott.

Hankins, who played linebacker from 2001-03 for head coaches Sam McCorkle and Matt Griffin, graduated from UT Martin in 2005. He has a bachelor's of science degree in education with an emphasis in history. He also has a physical education endorsement.

Hankins finished his career with 31 solo tackles and 51 total tackles.

Hankins prepped at Lewis County High School in Hohenwald where he helped lead the team to three regional football championships.

He rushed for more than 1,000 yards his senior year and was named a 1998 Mr. Football Finalist. He earned all-state honors in both football and baseball.

Kyle Manley

Quarterbacks Coach

**1st Season
Georgia Tech/2008**



Kyle Manley joins the Skyhawks this season as the new quarterbacks coach. He comes from the University of Arkansas at Monticello where he served as quarterback and running backs coach. His duties covered coordinating the passing game, video coordinator and high school and junior college recruiting coordinator.

Before his stint at Arkansas-Monticello, he served as an offensive graduate assistant at Louisiana Tech under the direction of then coach Derek Dooley for the 2008 and '09 seasons. While there, Manley served as an assistant to the offensive coordinator and helped the quarterbacks and running backs coach.

Manley served as backup quarterback at Georgia Tech from 2004-07, where he received his bachelor's of science degree in management. He is currently pursuing a master's degree in business administration.

Assistant Coaches

Lytrel Pollard

Defensive Coordinator

**1st Season
Southern Miss/1997**



Lytrel Pollard begins his first season as the defensive coordinator. He comes to UT Martin from Mississippi College where he served as the Choctaws defensive coordinator for the 2010 season.

Before Mississippi College, Pollard was on the University of Memphis coaching staff for two seasons. He was part of the defensive staff that helped Memphis improve from 100th to 57th nationally in total defense in just one season.

Pollard spent nine seasons at Southern Miss on head coach Jeff Bower's staff before making the move to Conference USA rival Memphis. Pollard coached defensive backs, linebackers and was the special teams coordinator as his alma mater, Southern Miss.

In 2007, Pollard guided the Southern Miss defensive backs which logged 17 interceptions and was led by C-USA standout Brandon Sumrall. Sumrall totaled six picks for 101 yards and made one return for a touchdown that season, and was named to the All C-USA first team. He also tied for 18th nationally in interceptions and tallied eight pass breakups. In addition, defensive backs C.J. Bailey and Chico Hunter were named to the C-USA All-Freshman Team.

Consistent defensive leaders in C-USA, Southern Miss ranked second in total defense and pass defense while leading the league in red zone defense. Pollard also guided the special teams unit, which was highlighted by punter Britt Barefoot, who ranked second in C-USA and 25th nationally in punting. The Golden Eagles ranked second in the league in net punting and were also second in kickoff coverage.

Pollard coached the 2005-C-USA Defensive Player of the Year and All-American Kevis Coley, who posted 150 tackles, the sixth best performance in Southern Miss history. Coley's total tackles ranked No. 8 nationally, while his solos (81) were No. 7 nationally.

In 2004 Pollard coached outside linebacker Michael Boley, who left his mark as one of the greatest linebackers to ever play at Southern Miss. He was a two-time All-American, including consensus honors in 2004, the C-USA Defensive Player of the Year in 2004 and a three-time All-C-USA selection. He was tabbed a national semifinalist for the Butkus, Bednarik and Lott Awards, while winning the Conerly Trophy, given since 1996 to Mississippi's best college football player. He earned C-USA Defensive Player of the Week honors four times and national player of the week honors by the Football Writers Association of America and the Walter Camp Foundation. He was drafted by the Atlanta Falcons in 2005.

A native of Bay Springs, Miss., Pollard played at Stringer High School and completed an outstanding Southern Miss playing career in 1997 by helping lead the team to a 9-3 record, a C-USA championship and a Liberty Bowl title. He led the team in tackles with 114, a total that was good for fifth place in the conference. He was in double figures in tackles eight times in 11 games as a senior and had a season-best 13 stops in the season opener at Florida.

Pollard earned his undergraduate degree from Southern Miss in coaching and sport administration in the spring of 1998 and his master's degree in the fall of 1999. Pollard and his wife, Kristina, have two sons, Tylor and Klaboron.

Bernard Riley

Defensive Line Coach

**1st Season
University of Southern Cal/2003**



Bernard Riley, a former Southern Cal defensive lineman, begins his first season as the defensive line coach. He spent the past five years at Lakewood High School in Long Beach, Calif., where he coached the defensive line. He coached 10 players who went on to play Division I football. Lakewood High School compiled a 40-15 record while he was an assistant.

Before joining Lakewood High School as an assistant coach, Riley played professionally in the NFL and Arena League. He played for the Tampa Bay Buccaneers in the NFL and the Los Angeles Avengers and Columbus Destroyers in the Arena League.

In 2007 Riley was the starting nose tackle and tight end for the Columbus Destroyers who advanced to Arena Bowl XXI.

Before playing professional football Riley played for the University of Southern California Trojans from 1999-2003. He was a teammate of former UT Martin defensive line coach Ryan Nielsen at USC. He signed with the Trojans after being selected as a USA Today, Parade, and Super Prep All-American.

Nielsen coached at UT Martin this past season and accepted a similar coaching position at the University of Northern Illinois.

Riley was one of four USC Trojan football players who received national attention for going to the aid of a USC student who fell out of her apartment on Sept 1, 2000 and became impaled on the spikes of a security fence.

Riley, a native of Los Alamitos, Calif., and his wife Jennifer have two sons, Skyler and Canon.

Support Staff

Randy Barnes

Director of Football Operations

7th Season
UT Martin/1972



Former UT Martin football player and Hall of Fame member Randy Barnes begins his seventh year as the director of football operations. He worked in private business before joining UT Martin in 2005.

Barnes retired from coaching in 2002 after a 30-year high school career. He was the head football coach at Union City High School for the past 21 years, and he also served as the school's athletic director and assistant principal.

He is the winningest coach in Union City history and was inducted into the Union City Athletic Hall of Fame in 2003. As head football coach at Union City, he had a .767 winning percentage (191-58). He was ranked in the top 10 in Tennessee for winning percentage when he retired.

Barnes coached 12 playoff teams, six bowl teams, and won eight regional championships. His teams were Class AA Runners-up in 1997 and 2000, and he was named coach of the year 12 times.

At Union City High School, Barnes coached Jonathan Robinson, who is the current director of college scouting for the New England Patriots, as well as Donne Ethridge, who serves as a regional scout for the New York Giants.

In 1994, Barnes served as the president of the Tennessee Athletic Coaches Association and also received the TSSAA Distinguished Service Award. He served two times as a coach in the Tennessee-Kentucky All-Star Game.

In 1998, he received the prestigious TSSAA A.F. Bridges Male Coach of the Year Award. In 2008, he was inducted into the TSSAA Hall of Fame.

Barnes, from Ripley played football at UT Martin for head coach Bob Carroll from 1969-72. Barnes was inducted into UT Martin's Athletic Hall of Fame in 2004.

During his career, he earned All-Mid South Conference and All-Gulf South Conference honors. He set a school record for the longest field goal with a 53-yarder against Nicholls State in 1972.

Barnes is married and has two children. His wife, Sharon, and son David are both UT Martin alumni. David played football for the Skyhawks and was a team captain in 1998. He later attended UT Memphis and is a dentist practicing in Jackson. Barnes' daughter, Anna Laura is a UTK graduate and lives and works in Memphis.

Barnes also served as Obion County's UT Alumni President in 2005 and as the president of Union City's Rotary Club in 2009.

Butch Dowty

Equipment Manager

18th Season
Memphis/1984



Butch Dowty enters his fifth year and 18th season overall as the equipment manager at UT Martin. He is directly responsible for overseeing the purchase of athletic equipment and supervising student managers with the UT Martin athletic programs.

Dowty, a Memphis native, served in the same capacity at UT Martin from March 1986 through 1998. Dowty has also served as equipment manager for the USFL's Memphis Showboats and Murray State University, while also serving as city manager for the city of Hickman, Ky. A member of the American Equipment Managers Association, Dowty has worked under several prominent football coaches, including: Mack Brown, Pepper Rogers, Richard Williamson, Bill Oliver, Jerry Reese, Marion Hobby, Kacy Rodgers, Don McLeary, Todd Berry, and Denver Johnson.

Dowty is a 1984 graduate of the University of Memphis, earning a bachelor of science degree in physical education. He is married to the former Pam Sutton of Ripley. They have one daughter, Casey Dawn.

Player Profiles

Lincoln Anderson

43
DB



5-9/188/Jr.
Knoxville, TN

2010: Played in five games ... Had a season-best two tackles, one assisted and one solo, against Tennessee State.

2009: Redshirted.

High School: Played strong safety, line-backer and running back at Austin-East Magnet High School ... Also played baseball for the Roadrunners ... Scored five touchdowns against Stone Memorial his senior year.

Personal: Son of Wendell Anderson and Susan Weaver ... Has an older brother Timothy Anderson ... Was a member of the National Honor Society and National Achievers ... First cousin Anthony Anderson plays football at Tennessee ... Skyhawk teammate Kenny Jones and Lincoln Anderson are also cousins ... Majoring in Health and Human Performance.

Aaron Arnold

56
OL



6-2/265/R-Fr.
St. Louis, MO

2010: Redshirted

High School: Played football for head coach Cliff Ice at Webster Groves High School ... Named first-team All-Suburban South Conference as a senior ... Earned St. Louis Post-Dispatch All-Metro honors ... Earned all-state honors as a senior ... Tabbed 2009 Golden Horn All-Metro and first team Missouri Coaches Association All-State ... Named 2008 first-team all-state ... Named 2008 Post-Dispatch All-Metro honorable mention ... Earned first-team All-Suburban South Conference ... Helped the Statesmen win the 2009 Class 5A state championship.

Personal: Full Name: Aaron Arnold ... Born: Aug. 3, 1991 ... Son of Mark and Tammy Arnold.

Matthew Axline

72
OL



6-5/290/R-Fr.
Shelbyville, KY

2010: Redshirted.


High School: Named second team all-state in 2009 ... Was honorable mention all-state in 2008 ... Received outstanding lineman award in 2008 and 2009 ... Was chosen to play in the Greater Louisville East-West All Star game ... Was a three-time all-district player ... Was a four-year letterman ... Named senior captain ... Helped his high school team post a 9-3 record his senior year.

Personal: Full Name: Matthew Axline II ... Born: Jan. 19, 1992 ... Son of Mathew and Beth Axline.

Player Profiles

Kevin Barfield

6
WR



5-9/167/So.
Memphis, TN


2010: Saw action in seven games ... Had two rushing attempts for 17 yards ... Returned five kickoffs for a total of 18 yards.

High School: Played football at Frayser High School for head coach Greg Howard ... Played in the 2009 Liberty Bowl High School All-Star Game... Had 20 catches for 379 yards and five touchdowns and rushed for 178 yards on 27 carries as a senior ... Also returned kicks and punts where he had 18 kick returns for 550 yards and nine punt returns for 97 yards ... Recorded 35 tackles and six interceptions on defense... Was a 2009 Preseason All-Mid-South Team selection ... Ranked by ESPN as the 169th best athlete ... Also ran track his junior year at Frayser and won the state championship in the 200 meters.

Personal: Full Name: Kevin Barfield ... Born: Feb. 29, 1992 ... Son of Rukiya Barfield.

Tevin Barksdale

21
RB



5-8/200/Jr.
Bowling Green, KY

2010: Was third on the team in total offense with 479 yards ... Played in 10 games and was the team's fourth leading scorer with 18 points ... Was the Skyhawks second leading rusher with 479 yards on 82 carries ... Rushed 23 times for a season-high 134 yards in a victory against Tennessee Tech ... Averaged 52.6 all-purpose yards a game ... Longest rushing attempt of the season was 49 yards against Eastern Illinois ... Had 12 receptions for 29 yards.

2009: Saw action in nine games as a true freshman ... Averaged 4.1 yards per rushing attempt ... Had 15 carries for 62 yards and one touchdown ... Also returned kicks for the Skyhawks ... Averaged 53.0 all-purpose yards a game ... Returned four kicks against Murray State for 103 total yards ... Had a career-long 61-yard kickoff return against Tennessee Tech ... Longest rushing attempt of the season was 21 yards against Memphis

High School: Played under coach Kevin Wallace at Bowling Green High School, where he led the Purples to a 48-9 record, four district titles, three region titles, and a state finals appearance in his storied four-year career...Was named Associated Press second team all-state in 2008, when he led the Purples to a 9-3 record and scored 170 points - the second-highest total in the 87-year history of BGHS football...Gained 1,588 yards from scrimmage and scored 27 touchdowns in 2008, giving him over 3,000 and 49 total touchdowns for his career...Also had three interceptions on defense in 2008.

Dujuan Brown

14
LB



6-1/205/Sr.
Miami, FL

2010: Saw action in the first four games of the season (Tennessee, Southeastern Louisiana, Eastern Illinois and Murray State) ... Recorded 18 total tackles ... Had four total tackles in the season opener against Tennessee ... Had a season-best eight tackles against Southeast Louisiana.

Before UT Martin: Named second team All-MACJC ... Helped lead his team to a MACJC championship in 2009.

High School: Played for Miami Norland ... Named to the first-team All North Dade All Star Team.

Personal: Son of Dwayne Sr. and Annie Sharp Brown ... Graduated from Miami Norland in 2006.

Player Profiles

Nick Brown

92
DE



6-2/233/R-Fr.
Louisville, KY

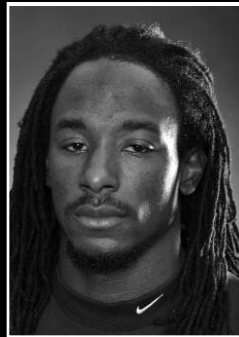
2010: Redshirted.

High School: Led his team his senior season in tackles for loss (16.5) ... Two-time all-district selection ... Recorded 57 tackles his senior season ... Had three sacks and three quarterback hurries as a senior ... Ran track at Dupont Manual (400 and 400 relay) ... Threw the discus and shot-put ... Finished sixth in the state as a junior in the shot-put.

Personal: Son of Darrin and Stacie Brown ... Uncle, Bryant Dickerson, graduated from Eastern Kentucky in 1992; and played for the NFL's Jacksonville Jaguars and Cincinnati Bengals (1994-97).

Runako Brown

19
DB



5-11/175/Sr.
Gulfport, MS

2010: Played in eight games (at Southeastern Louisiana, Eastern Illinois, at Murray State, Eastern Kentucky, Lambuth, at Southeast Missouri, at Austin Peay and Tennessee State) ... He had five total tackles and forced a fumble in the game at Murray State.

Before UTMartin: Graduated from Mississippi Gulf Coast Community College in 2009 ... Made the Vice President's List at MGCCC. High School: Played football and ran track for Gulfport High ... Helped lead his team to the 2007 South State track championship.

Personal: Son of Sidney and Equilla Brown of Gulfport MS ... Graduated in the top 25% of his class.

Michael Bryant

71
OL



6-5/310/Jr.
LaVergne, TN

2010: Saw action on the offensive line in five games (Jacksonville State, Eastern Kentucky, Lambuth, Austin Peay and Tennessee State) ... The Skyhawks ranked 2nd in the OVC in total offense and 2nd in passing offense.

2009: Transferred to UT Martin right before the season started ... Saw action in eight games ... Played a key role in the offensive line's success ... The Skyhawks ranked 27th in the nation in rushing offense, 22nd in the nation in passing offense, 14th in total offense and 37th in the nation in scoring offense. Vanderbilt: Signed out of high school to play for Vanderbilt.


High School: A three-year starter at LaVergne High School, where he played both guard and tackle positions before a permanent move to the left tackle slot as a junior...Set the all-time LHS record with 29 pancake blocks as a senior in 2007, when he was named to The Tennessean's "Dandy Dozen" team...Was named to the coaches' All-Region 4-5A ballot in 2007, also participating in the East vs. West Tennessee All-Star Game...Helped lead the Wolverines to the 5A state playoffs in 2005 and 2006...Also played basketball and participated in the shot put and discus competitions in track and field at LHS.

Personal: Born on Feb. 9, 1989...Son of Stephen Bryant and Jennifer Bryant...Majoring in Psychology.

Player Profiles

Derek Carr

15
QB




6-2/196/R-Jr.
McKenzie, TN

2010: Started and played in all 11 games ... Passed for 13 touchdowns and rushed for two ... Rated first in the OVC in season passing yards with 2,543 and completed 191-of 328 passes with 12 interceptions ... Passed for more than 300 yards in three games (Southeastern Louisiana, Jacksonville State and Austin Peay) ... Passed for more than 200 yards in seven of 11 games ... Threw four touchdown passes in the victory over Lambuth ... Punted seven times for 226 yards ... Averaged 32.3 yards per punt.

2009: Saw action in seven games as a backup to senior Cade Thompson ... Completed 10-of-21 passes with one interception for 127 yards ... Completed 4-of-6 passing attempts for 60 yards against Memphis.

2008: Emerged as the backup quarterback for the Skyhawks.

High School: Prepped at McKenzie High School, where led the Rebels to the Blue Cross Bowl in 2007 after passing for 2,309 yards and 21 touchdowns as a senior ... Also rushed for 409 yards and 11 touchdowns on 66 carries as a senior ... Was a finalist for the Tennessee Wendy's High School Heisman Award ... Was a 2007 Class A Mr. Football Back of the Year finalist, as well as an all-region most valuable player as a senior in 2007 and all-region selection in 2006 ... Named the Tennessee Sports Writers Association Class A all-state quarterback in 2006 and 2007, as well as earning an all-state mention from the Tennessee Football Coaches Association in 2007 ... Also excelled as a




punter, earning all-regional punter accolades in 2007 while setting the all-time single season punting record at MHS with a 39.1 yard average ... Was a two-time all-district selection in both basketball and baseball.

Personal: Full name is Derek Joe Carr ... Son of Kenny and Jackie Carr ... Has one younger sister, Kelsey ... Born July 13, 1989 ... Majoring in Secondary Education with a concentration in Math.

Player Profiles

Josh Cody

52
DE



6-1/250/R-Sr.
St. Louis, MO

2010: Played in 10 games ... Made a season-high six tackles at Southeastern Louisiana ... Recovered fumbles against Eastern Illinois and Tennessee Tech ... Had two pass breakups and recorded 3.5 TFL.

2009: Played in 10 games and recorded 23 total tackles, nine unassisted ... Made five tackles for loss ... Had three quarterback hurries ... Made four tackles and had half a tackle-for-loss against Austin Peay.

2008: Missed the entire season because of an injury.

2007: Saw action in eight games and started in two games (Samford and Eastern Illinois) ... Finished the season with nine total tackles ... Made four tackles against Samford ... Had a sack against Samford. High School: Finished his senior season with 156 tackles, 12 sacks, two fumble recoveries for touchdowns and seven catches for 125 yards and two touchdowns ... Was selected to the All-Lutheran Team, 2006 St. Louis Small Schools All-American team ... Named to All-ABC team and all-metro team ... Ranked as the seventh best tight end and defensive end in St. Louis area.

Personal: Son of Shapell Rice ... Biological son of Tony Robinson who played at Tennessee and for the Washington Redskins ... Has one younger sister, Sarah Rice ... Is majoring in Accounting.



Player Profiles

Sam Curtis

77
OL



6-4/298/R-Fr.
South Fulton, TN


2010: Redshirted.

High School: Anchored both the offensive and defensive lines at South Fulton High School where he played for head coach Kelly Spivey ... Was a three-year starter who played offensive tackle ... Helped South Fulton rush for more than 210 yards per game and 5.8 yards per attempt ... Played defensive end and was in on 51 tackles, including four for lost yards and five sacks ... Was a two-time all-district and all-region selection ... Named Offensive Lineman of the Year in District 14A ... Played extensively in the Tennessee East-West All Star game ... Also handled kicking and punting chores at South Fulton ... Played first and third base on the Red Devils baseball team for head coach Jeremy McFarland.

Personal: Full Name: Sam Curtis ... Born: Nov. 7, 1991 ... Son of Kim Curtis.

Dylan Davis

8
WR




6-2/195/Jr.
Jackson, MS

Before UT Martin: Played wide receiver for two years at Hinds Community College where he led the Eagles in receptions (39), receiving yards (594) and receiving touchdowns (seven) in 2010 ... Named to the Mississippi Junior College second team all-state squad.

High School: Prepped at Forest Hill High School in Jackson, Miss. ... Helped lead the Patriots to the postseason ... A physical wide receiver who proved to be elusive for Class 4-A defenses ... Perhaps the most overlooked prospect in Mississippi out of high school according to Scout.com.

TJ Drakeford

3
DB



5-10/191/Sr.
Charlotte, NC

2010: Transferred to UT Martin from Marshall at the beginning of the summer ... Played in 10 games ... Made 20 unassisted tackles and 15 assisted tackles ... Recorded six TFL for 35 yards ... Forced fumbles against Tennessee Tech and Lambuth ... Recovered a fumble against Lambuth ... Made a season-best six tackles twice (at Murray State and against Eastern Kentucky).

Before UT Martin: Saw limited playing time as a sophomore at Marshall University ... Played in five games and recorded 12 total tackles ... As a freshman started in 11 of 12 games ... Had 47 tackles, 1.5 for a loss of yardage ... Turned in his second seven-tackle game at UAB ... Also posted an interception with a 22-yard return and one pass breakup against UAB ... Forced a fumble and made a recovery against Rice ... Had nine breakups on the season, four in the victory over Memphis ... Was red-shirted his freshman season in 2007.

High School: Recorded 78 tackles, three interceptions, forced two fumbles and blocked two extra points en route to helping Independence High School to a perfect 16-0 record and a Class 4-AA State Championship in 2006 ... Was a first-team All-Southwestern Conference and All-Mecklenburg selection.

Personal: Son of Shelanda Drakeford and Norris Evans ... Majoring in Marketing.

Player Profiles

Joe Dunavant

36
CB



5-10/185/R-Sr.
Pulaski, TN

2010: Played in 10 games ... Made 18 total tackles ... Recorded a season-best four tackles against Tennessee Tech.

2009: Played nine games ... Made 13 total tackles and 10 unassisted tackles ... Had four tackles and one tackle for a loss in the season opener against Iowa Wesleyan ... Also had a quarterback hurry against Iowa Wesleyan.

2008: Saw limited playing time ... Played against Baker and Concordia.

High School: Played baseball and football at Giles County High School ... Served as football team captain his senior year ... Named to the all-region team as a junior and senior ... Named Most Valuable Offensive Back in Region 5-3A his senior season ... Biggest thrill in high school was helping the Bobcats post an 11-2 won-loss record and advancing to the quarterfinals of the state playoffs where the team beat Jackson Southside.

Personal: Son of Bill and Nancy Dunavant ... Born Aug. 18, 1988 ... Majoring in Sports Management ... His father Bill (1977) and his brother Jake (2007) both graduated from UT Martin.

Tyler Eady

65
OL



6-2/270/R-So.
Mount Juliet, TN

2010: Started at center in 10 games.


2009: Redshirted.

High School: Played for head coach Matt Williams at Smyrna High School ... Was in the top 10 percent of his class and sported a 3.8 Grade Point Average ... Named 2007 MVP at Smyrna High School ... Two-time all-region selection ... Two-time all-area selection ... Two-time All-Midstate honoree ... Named to the Tennessean's 2008 Dream Team ... Garnered 2008 All-State recognition ... Helped Smyrna win the Class 5-A state championship in 2006 and 2007 (Smyrna compiled a 25-5 won-loss record over the two-year span) ... Selected to play in the 2008 East-West All-Star Game.

Personal: Born Oct. 17, 1990 ... Son of Mike and Gwen Eady ... Majoring in Education.

Bobby Ellis

49
LB



5-9/198/So.
Dyersburg, TN

2010: Played on defense in eight games ... Saw extensive action on special teams ... Made three total tackles.

High School: Prepped at Dyersburg High School where he played linebacker and fullback for coach James Counce ... Helped lead Dyersburg to regional championships as a freshman, sophomore and senior ... Was a three-time all-region selection ... Named the team's Defensive MVP and Best Linebacker his senior year ... Served as a team captain.

Personal: Son of Mary Ellis and Vollie Hendrix and Ronnie Hendrix ... Member of the National Honor Society and Golden Honor Roll ... Member of the Fellowship of Christian Athletes.

Player Profiles

CJ Estelle

12
DB
PR



5-9/166/Sr.
Sylacauga, AL

2011: Named to College Football Performance Awards (CFPA) Preseason Watch List for punt returners.

2010: Played in 10 games ... Made 23 total tackles, 17 unassisted tackles and six assisted tackles ... Had one TFL against Eastern Illinois ... Recorded a season-best eight tackles in the victory over Eastern Illinois ... Had one quarterback hurry and seven pass breakups, including three against SEC power Tennessee in the season opener ... Returned 17 punts for 195 yards ... Had a 50-yard punt return against Austin Peay and a 46-yard return against Tennessee State ... Ranked second in the Ohio Valley Conference with a 13.9-yard average punt return.

Ben Everett

84
TE



6-4/247/R-Jr.
Loudon, TN

2010: Started and played in 11 games ... Made 10 catches for 133 yards ... Had a season-best four catches against Murray State ... Had two catches for 58 yards in the 10-7 victory over Eastern Kentucky, including a season-long 42-yard reception ... Made two catches for 21 yards in the season opener against Tennessee.


2009: Redshirted.

2008: Saw extensive action in 10 games on special teams ... Also played defense and offense. High School: Two-time all-region and all-state selection ... Named regional MVP ... Picked to play in Tennessee East-West All-Star Game ... Named Defensive MVP in East-West All-Star Game ... Played tight end and linebacker ... Three-time all-county selection.

Personal: Son of Kent and Lori Everett ... His brother Aaron Everett played baseball at Tennessee ... Born Aug. 22, 1989.

Fred Flenorl

11
DB



6-1/181/R-Fr.
Memphis, TN

2010: Made the transition from quarterback to defensive back ... Played in nine games and recorded six total tackles before suffering a season-ending injury ... Had a season-best two tackles against Murray State.

High School: Played football for head coach Rodney Saulsberry at Whitehaven ... Passed for 860 yards and 12 touchdowns as a senior ... Completed 56 of 117 passes for an average of 66.2 yards per game ... Led Whitehaven to a 9-3 win-loss record as a senior ... Threw three touchdown passes each in games against Hamilton and Central ... Rushed for 669 yards on 140 carries and 14 touchdowns his senior year ... Rushed for three touchdowns in a 46-6 victory over Central.

Personal: Full Name: Fred Flenorl Jr. ... Born: July 27, 1991 ... Son of Fred Flenorl and Georgia Flenorl.

Player Profiles

Steve Frazier

67
OL



6-2/275/Jr.
Seymour, TN

2010: Provided depth for offensive line.

2009: Redshirted.

High School: Played football for head coach Gary Householder and wrestled in heavyweight division ... named to the 2008 All-Region first team ... Voted his team's best offensive lineman ... Helped the Eagles win the 2008 Region 1-3A championship.

Personal: Full Name is Steven A. Frazier ... Son of Steve and Eugenia Frazier and Scottie Smith ... Graduated from Seymour High School in 2009 with a 3.9 GPA ... Father played football for Delta State (1980-84) ... Plans to become a warrant officer and enroll in flight training through the ROTC.

Jobronski Gilbert

26
LB



5-11/200/So.
Milan, TN


2010: Played in nine games while recording five total tackles on the season ... Had a season-best two tackles against Southeastern Louisiana.

High School: Played football at Milan High School for head coach Jeff Morris ... Rushed 280 times for 1,667 yards and 31 touchdowns as a senior ... Also played defense for the Bulldogs where he recorded 34 tackles, 14 assisted tackles, five tackles-for-a-loss and two sacks ... Was named to the Jackson Sun's 2008 and '09 All-West Tennessee first-team offense ... Helped the Bulldogs advance to the Class 2A state championship game the past two seasons and a combined 28-2 won-loss record ... Set a school record with 83 career touchdowns ... Rushed for 4,542 career yards.

Personal: Full Name: Jobronski Omar Gilbert ... Born: Oct. 18, 1991 ... Son of Joseph and Anita Gilbert.

Bill Hardegree

16
QB



6-5/215/R-So.
Jackson, TN

2010: Appeared at quarterback in three games ... Recorded first career completion against Lambuth on Oct. 21.


HIGH SCHOOL: Passed for 2,376 yards and 19 touchdowns at the University School of Jackson ... Had the most passing yards of all quarterbacks in West Tennessee ... Completed 170-of-327 passes ... Was named The Jackson Sun's All-West Tennessee second-team quarterback.

PERSONAL: Son of Jim and Adair Hardegree of Jackson ... Bill's father, Jim, was a starting line-backer at UT Martin his sophomore and junior years ... Jim Hardegree also coached offensive linemen and linebackers at UT Martin for five years ... Has an older brother, Bo, who was a reserve quarterback at Tennessee from 2003-07 ... Bo Hardegree also played tennis at Tennessee.

Player Profiles

Kendal Harper

7
CB



5-10/188/Sr.
Trenton, TN



2011: Selected to Preseason All-OVC team.

2010: Named to OVC All-Defensive second team ... Started and played in all 11 games ... Recorded 42 total tackles, 29 unassisted tackles and 13 assisted tackles ... Recorded a season-high seven tackles against rival Murray State ... Recorded three interceptions ... Anchored the OVC's top rated pass defense.

2009: Played in all 11 games and recorded 49 total tackles, including 32 unassisted stops ... Made four tackles for a loss and forced two fumbles ... Made six tackles in three different games (Missouri State, Eastern Kentucky and Eastern Illinois) ... Had a season best nine tackles against Southeast Missouri State.


2008: Saw action in 10 games ... Recorded two unassisted tackles against Concordia ... Had tackles against Baker, Austin Peay, Murray State and Jacksonville State ... Finished the season with six unassisted tackles and one tackle for a loss (against Concordia).

High School: Named West Tennessee Player of the Year ... Tabbed regional MVP ... Passed for 823 yards and 10 touchdowns ... Rushed for 2,185 yards and 28 touchdowns ... Helped Trenton Peabody advance to third round of state playoffs ... Mr. Football finalist ... Region 8-2A Co-Player of the Year ... Also played defense for Trenton, and had 45 tackles and five interceptions his senior year.

Player Profiles

Camaren Harris

27
DB



5-9/190/So.
Horne Lake, MS


Before UT Martin: Played at Northwest Mississippi Community College where he appeared in nine games as a wide receiver ... Caught a total of 13 passes for 156 yards.

High School: Played football at Horn Lake High School for head coach John Cooley ... Rushed for 261 yards and five touchdowns on 40 attempts his senior year ... Had 11 receptions for 279 yards ... Defensively made 30 tackles and recorded four interceptions including one for a touchdown ... Also returned punts and kicks his senior season ... Played offense and defense for the Eagles his sophomore, junior and senior years.

Personal: Full Name: Camaren Harris ... Born: Feb. 1, 1991 ... Son of Regina Morris and his step-father is Dante Morris.

Jamel Henderson

98
DE



6-2/225/Jr.
Madison, AL

2010: Saw action against Eastern Kentucky and Lambuth as a sophomore.

2009: Saw action against Memphis and Jacksonville State as a true freshman.

High School: Played defensive end at Bob Jones High School his senior season ... Played quarterback at Carbon Hill his junior year ... Named all-state his senior year ... Selected to all-conference team.

Joe Hook

83
P



6-0/185/Sr.
Cincinnati, Ohio

2011: Named to College Football Performance Awards (CFPA) Preseason Watch List for punters.

2010: Named OVC Specialist of the Week (Oct. 30th) ... Punted 52 times for 2,105 yards ... Averaged 40.5 yards ... Had a season-best 53-yard punt twice ... Had a career-best 417 yards on 10 opportunities against Tennessee ... Only three touchbacks in 11 games ... Had five punts over 50 yards ... Punted 12 times inside the opponents' 20 yard line.

2009: Punted 41 times for 1,504 yards ... Averaged 36.7 yards ... Had a season-best 50-yard punt three times ... Only had one touchback in 11 games ... Punted eight times inside the opponents' 20 yard line.

2008: Provided depth at the punter position behind all-conference punter Adam Ivey.

2007: Redshirted.

High School: Played football for head coach Bob Crable and also ran track and field (pole vault) ... Was two-time All-GCL in the pole vault, two-time all-district selection and all-regional pick ... Qualified for state track meet in pole vaulting with a jump of 14-6. ... Named the Moeller High School Special teams Player of the Year his senior season ... Played against five of the nation's top 20 teams his senior season.

Personal: Son of Dave and Beth Hook ... Has a brother and a sister, Matthew and Kathryn ... Majoring in Finance.

Player Profiles

Austin Hooper

54
DL



6-3/264/R-So.
Troy, TN

2010: Played in three games at defensive line ... Recorded first career tackle against Lambuth.

2009: Redshirted.

High School: Was a three-year starter for coach Shawn Jackson at Obion County Central ... Played defensive end, offensive tackle, and long snapper ... Named first team all-regional defensive end his senior season ... Served as team captain for the Rebels ... Recorded 41 total tackles his senior season, 23 solo tackles and 18 assisted tackles ... Had one forced fumble and one sack ... Recorded 47 total tackles his junior season, three tackles for a loss and two fumble recoveries ... Received the Kiwanis Student Achievement Award.

Jett Howard

2
LB



6-2/221/Sr.
Blytheville, AR

2010: Made move from defensive back to line-backer ... Played in 11 games, starting nine ... Recorded 56 tackles, 28 unassisted tackles and 28 assisted tackles ... Recorded season-best nine tackles against Southeast Missouri State ... Forced one fumble at Tennessee Tech.


2009: Played in 10 games and recorded 28 tackles and 5.0 tackles for loss ... Had one sack, one interception and two pass breakups ... Recorded season-best seven tackles against Southeast Missouri State ... Made four tackles against Memphis, including two for a loss of yardage.

2008: Redshirted.

High School: Named all-conference and all-region ... Earned all-state honors ... Named Class 5A East Back of the Year ... Broke Arkansas record for most interceptions in a season (10) ... Named KAIT News Player of the Year.

Ryan Isom

91
DL



6-2/285/R-Fr.
St. Louis, MO

2010: Redshirted.

High School: Played football at Desmet Jesuit for head coach Pat Mahoney ... Was named 2009 All-St. Louis Post-Dispatch first team ... Named first team All-Metro ... Earned Missouri Associated Press All-State honors ... Named to the Class 6A first-team all-state team ... Was a Rivals.com two star defensive lineman ... Recorded 46 total tackles, five tackles for a loss and three sacks his senior season ... Helped the Spartans win the 2009 conference championship and advance to the Class 6 state semifinals.

Personal: Full Name: Ryan Isom ... Born: Dec. 22, 1991 ... Son of Cynthia Isom.

Player Profiles

John Johnson

73
OL



6-5/248/R-Fr.
University City, MO

2010: Appeared against Tennessee Tech.

High School: Played football for head coach Duane Hawthorne ... Named to the St. Louis Post-Dispatch's All-Metro team ... Earned Class 4 first team all-state honors.

Personal: Full Name: John Johnson ... Born: April 3, 1992 ... Son of Cynobia Johnson.

Nathan Jolley

WR



6-1/210/R-So.
Germantown, TN

2010: Redshirted.

High School: Prepped at Houston High School where he played for head coach Tim Haney ... Was named the Memphis Touchdown Club Player of the Week (Week 1 of 2008 season) ... Played in the Liberty Bowl All-Star football game as a junior.

Personal: Son of David and Kay Jolley ... Has three sisters, Natalie, Laura and Kristen ... Member of the National Honor Society ... Father, David, played football at the University of West Alabama.

Karlos Jones

97
DL



6-1/280/R-Sr.
Athens, AL

2010: Appeared in 11 games, starting three ... Recorded 23 tackles, seven unassisted tackles, 16 assisted tackles ... Had a season-best five tackles against Southeastern Louisiana and Eastern Kentucky ... Had four quarterback hurries.

2009: Played in 11 games ... Made seven unassisted tackles ... Had a season-best four tackles and a pass breakup in the win over Austin Peay.

2008: Saw action in 11 games ... Had 13 total tackles ... Had one tackle for a loss and a half of sack. Made two tackles each against Baker, Concordia, Tennessee Tech and Auburn.

2007: Redshirted.


High School: Prepped at Athens High School where he played football and ran track ... Named all-area his senior year ... Was a two-time all-county selection ... Earned all-state honors his senior season ... Named Player of Year his senior season ... Helped lead the Golden Eagles to a 10-7 victory over Eufavla in the 2006 Class 5A state championship.

Personal: Son of Wilson and Kathy Jones ... Has one younger brother, Julius ... Majoring in Business Management ... Wants to pursue a professional football career ... Favorite pro athlete is Chicago Bears defensive end Julius Peppers.

Player Profiles

Kenny Jones

34
TE
FB




6-0/235/Sr.
Knoxville, TN

2010: Appeared in 10 games, starting four ... Caught 16 passes for 248 yards ... Caught three passes for 78 yards against Southeastern Louisiana ... Had a 45 yard reception against Eastern Kentucky.

2009: Played tight end and full back in 11 games ... Averaged 3.2 yards of rushing per carry and 8.7 yards receiver per reception ... Caught three passes for 27 yards and a touchdown in the season opener against Iowa Wesleyan ... Caught three passes, including one for a touchdown vs. Eastern Kentucky ... Had three catches for 28 yards against Jacksonville State.

2008: Played in 11 games and averaged 4.3 yards per rushing attempt ... Made his debut as a Skyhawk against Baker where he had three catches for 77 yards and two touchdowns ... Had a 62-yard reception against Baker ... Finished the season with six receptions for 148 yards and two touchdowns.

High School: Four-year letter winner in track, basketball and football ... Two-time All-Knoxville Interscholastic League (KIL) in track ... Won state championship in shot put and discus ... Two-time all region selection ... Named preseason All-American in football ... Tabbed best linebacker and running back in KIL ... Cousin of Skyhawk teammates Lincoln Anderson and DJ Roberts.



Player Profiles

Corey Jordan

80
WR




5-11/215/So.
Antioch, TN

2010: Played in eight games ... Caught three passes for 90 yards and one touchdown ... Caught a season-best two passes for 86 yards and one touchdown in the win over Austin Peay.

High School: Played for Coach Scott Blade at Hillsboro High School ... Named to the All-Midstate team ... Selected to the all-city team ... Selected to play in the East-West Tennessee All-Star Game ... Scored 10 touchdowns his senior year ... Had 37 catches for 855 yards ... Helped lead Class 4A Hillsboro (13-2) to the 2008 state championship (a 10-7 victory over Maryville) ... Made two catches for 19 yards in the state title game ... Turned in a monster game against Whites Creek in the 2008 state playoffs where he caught nine passes for 176 yards and a touchdown ... Had two touchdowns and 107 yards of receiving in a 31-24 victory over Henry County in the Class 4A semifinals.

Anthony Kelly

94
OL



6-3/269/R-Sr.
Riverside, CA

2010: Redshirt.

2009: Played both offensive and defensive line positions ... Saw action against Iowa Wesleyan and Tennessee State.


Before UT Martin: Was a two-year starter on the offensive line for coach Carl Beach at prestigious Chaffey Community College in Rancho Cucamonga, Calif....Helped the Panthers to an early season national ranking in 2008.

High School: Played for coach Kevin Corridon at Rubidoux High School in Riverside, Calif., where he played both offensive and defensive line for the Falcons...Was named first team all-conference as an offensive lineman in 2006...Was the 2007 Wendy's Heisman Award runner-up for his high school...Also played center for coach Monty Owens on the RHS basketball team, and threw shot put and discus for the school's track and field team.

Personal: Son of Anthony Kelly, Sr., and Valerie Warhop...Has two siblings, Johnathan (25) and Jesse (13)...Majoring in criminal justice...His uncle, George Warhop, is the offensive line coach for the Cleveland Browns...Pro athlete he most admires is Boston Celtics center Shaquille O'Neal...One of his career ambitions is to be a lawyer.

Michael Mancini

53
OL



6-2/294/R-Jr.
Collierville, TN

2010: Played and started 10 games on the offensive line ... Played a key role in the offensive line's success ... The Skyhawks ranked 27th in the nation in passing offense and 24th in the nation in total offense, averaging 393.27 yards per game.

2009: Played on the offensive line in nine games ... Was instrumental in the offensive line's success ... The Skyhawks ranked 27th in the nation in rushing offense, 22nd in the nation in passing offense, 14th in total offense and 37th in the nation in scoring offense.

2008: Redshirted.

High School: Prepped at Collierville High School ... Earned all-region honors as a sophomore and a junior ... Named all-region first team as a senior ... Named Commercial Appeal's Best of the Preps ... Played in the Tennessee East-West All-Star Game.

Player Profiles

Justin McCray

47
TE



6-3/238/Fr.
Hamilton, Ohio

High School: Named second-team-All-Greater Miami Conference his senior season ... Earned honorable mention all-district accolades ... Tabbed as an all-city quarterback ... Is the all-time career passing leader at Fairfield High School ... Had 109 carries for 638 rushing yards as a senior ... Passed for 1,800 yards and threw 13 touchdown passes ... Also played basketball at Fairfield High School.

Personal: Full Name: Justin McCray ... Born: Nov. 7, 1991 ... Son of Bobby and Melissa McCray.

Clay McKinnie

66
LB




6-1/220/R-So.
Medon, TN

2010: Saw action on defense against Southeast Missouri State ... Played on special teams.
High School: Played defensive end at Chester County High School ... Helped the Eagles advanced to the state playoffs his senior year.

Personal: Son of David and Cathy McKinnie ... Born June 15, 1991 ... Brother Jake McKinnie played football at Tennessee.

DJ McNeil

23
RB



6-3/210/So.
Collierville, TN

2010: Played in 11 games as a true freshman running back ... Carried 52 times for 262 yards ... Averaged five yards per carry ... Had a career-best 126 yards on 14 carries against Lambuth ... Had 288 all-purpose yards for an average of 26.2 per game.


High School: Played for head coach Major White ... Rushed for 974 yards on 161 attempts and scored 22 touchdowns as a senior ... Had 10 receptions for 79 yards and one touchdown ... Had 1,191 all-purpose yards ... Helped lead Briarcrest to a 7-5 record and the second round of the state playoffs ... Was named to the Commercial Appeal's Best of the Preps All-Metro team.

Personal: Full Name: Dennis McNeil Jr. ... Born: Nov. 18, 1991 ... Son of Dennis and Tina McNeil.

Player Profiles

Jason McNair

25
RB



5-8/191/R-Jr.
Mount Olive, MS

2010: Started in seven and played in 11 games ... Led the team in rushing with 125 carries for 547 yards and two touchdowns ... Averaged 4.4 yards per carry and 49.7 yards per game ... Rushed for more than 100 yards in back-to-back games against Southeastern Louisiana and Eastern Illinois ... Had 824 all-purpose yards ... Had 28 receptions for 199 yards for an average of 7.1 yards per catch ... Threw for a touchdown in win over Austin Peay.

2009: Was named to the Ohio Valley Conference All-Newcomer team ... Played in nine games and averaged 4.8 yards per carry and 20.1 yards per reception ... Rushed 61 times for 292 yards and four touchdowns ... Had seven receptions for 141 yards and one touchdown ... Also returned kicks and punts ... Returned 16 kickoffs for 328 yards and two punts for 33 yards ... Had 794 all purpose yards ... Was named the OVC Newcomer of the Week twice (Sept. 6 and Oct. 25) ... Made his Skyhawk debut against Iowa Wesleyan with 14 carries for 83 yards and two touchdowns ... His season's longest rushing attempt was 29 yards while his longest reception was 73 yards.

2008: Earned a spot on the depth chart at tailback and scored two touchdowns in the spring game.

High School: Named to the Clarion Ledger's Dandy Dozen ... WDAM Offensive Player of the Year ... Max Emfinger All-American ... Four-time all-state selection ... Tabbed regional Offensive Player of the Year ... Scored 36 touchdowns as a senior ... Rushed for 7,871 career yards ... Rushed for 1,659 yards and 34 touchdowns as a senior ... Set Mississippi High School career record for most touchdowns (120) ... Nephew of the late NFL quarterback Steve McNair.



Player Profiles

Jarvis McCann

42
LB



6-1/230/Jr.


Hattiesburg, MS

Before UT Martin: Played linebacker for two years at Pearl River Community College for head coach Tim Hatten ... Played in nine games as a sophomore and made 41 total tackles ... Had one TFL and a sack ... Also recovered a fumble.

High School: Prepped at Hattiesburg High School where he played football for head coach William Hoehn.

Julius McNair

5
LB



6-0/206/R-Jr.

Mount Olive, MS

2010: Played in all 11 games, playing both offense and defense ... Rushed 21 times for 88 yards and two touchdowns ... Had 12 total tackles for the season, 6 unassisted tackles and 6 assisted tackles ... Recorded a season-best four tackles against Southeast Missouri State.


2009: Played in 10 games and recorded five tackles.

2008: Redshirted.

High School: Named all-state ... Won Gary McInnis Christian Character Award ... Led Class 1A in touchdown passes ... Named first-team all-region ... Voted Mr. Mt. Olive High School by his peers ... Threw for 2,253 yards and 24 touchdowns his senior season ... Cousin of the late NFL quarterback Steve McNair.

Darrin Nalls

99
DL



5-11/290/R-Jr.

Fayette, AL

2010: Started eight and played in 11 games ... Had 28 tackles, 14 unassisted tackles and 14 assisted tackles ... Had a season-best five tackles, seven yards for loss, with two forced fumbles against Eastern Illinois.

2009: Played in 10 games and made 17 total tackles, including four tackles for loss and one sack ... Had a season best six tackles and 1.5 tackles for loss against Tennessee State

2008: Saw action against Concordia and Tennessee State.


High School: Earned all-state honorable mention honors as a senior ... Played in West Alabama All-Star Game in 2006 and 2007 ... Four-time all-area selection ... Served as team captain for two seasons ... Led Fayette County High School to a 9-3 won-loss record his senior season ... Also played baseball and basketball.

Personal: Son of Ronald and Cynthia Nalls ... Has one brother, Byron ... Majoring in Biology.

Player Profiles

Darelle Nash

55
DE



6-1/240/Sr.
Memphis, TN

2010: Granted Redshirt.


2009: Saw extensive playing time as a defensive lineman ... Made eight tackles, one tackle for loss and one QBH ... Recorded a season best three tackles vs. Memphis.

2008: Saw action in four games (Baker, Concordia, Murray State and Tennessee Tech) ... Made four tackles and was credited with a sack.

High School: Averaged 7.3 tackles per game as a senior ... Made 17 solo tackles and had one fumble recovery his senior season ... Made 11 tackles in 26-13 victory over Bartlett ... Scored a touchdown in 27-21 win over Germantown ... Earned first-team all-region honors ... Named Co-Defensive Player of the Year ... Tabbed all-metro ... Selected to play in the Tennessee East-West All-Star Game .. Served as team captain ... Helped lead Houston High School to a 9-3 won-loss record ... Finished his career as Houston High School's all-time leading tackler.

Obi Nwankwo

28
CB



6-0/198/So.
West Chester, Ohio


2010: Started five games while playing in 10 ... Recorded 35 tackles on the season, 23 unassisted tackles and 12 assisted tackles ... Had a season-best eight tackles against rival Murray State ... One interception against Jacksonville State ... Broke up four passes on the season.

High School: Played football for head coach Larry Cox and basketball for head coach Sean Van Winkle... Named first-team all-city ... Selected to the All-Greater Miami Conference first-team as a junior ... Recorded 63 tackles, two interceptions, two forced fumbles and three fumble recoveries his senior year ... Was the starting point guard on the basketball team ... Averaged 17 points per game ... Helped the Firebirds win the 2009 GMC championship and make a run in the state playoffs.

Personal: Full Name: Obi Nwankwo ... Born: July 13, 1991 ... Son of Harford and Margaret Nwankwo.

Shabree Payne

WR



6-0/180/R-Jr.
McKenzie, TN

2010: Provided depth at wide receiver.


High School: Played wide receiver for McKenzie High School where he was named all region and all-district ... Payne helped lead the Rebels to back-to-back regional championships in 2006 and 2007 and advance to the state championship in 2007 ... Stayed involved in Beta Club, Key Club, FCA and student council.

Personal: Majoring in Exercise Science and Wellness.

Player Profiles

Jarvis Perry

32
FB



6-0/230/R-Sr.
Maury City, TN

2010: Started six games while playing in nine ... Had nine receptions for 136 yards ... Had 157 all-purpose yards on the season ... Had a season-best 122 yards receiving on six catches against Jacksonville State.

2009: Played in nine games at fullback, rushing for 21 yards ... Also had six receptions for 55 yards.

2008: Played on both sides of the ball seeing limited time as a fullback and linebacker.

2007: Redshirted.

High School: Played football for head coach P.A. Pratt at Crockett County High School ... Named to the all-state team ... Tabbed Class 3A Region 7 MVP in 2006 ... Helped lead the Cavaliers to the regional championship in 2006 ... Also played basketball for head coach Jared Shelton.

Personal: Son of Melvin and Janie Perry ... Has one sister, Shakeeta Perry ... Uncle Edward Perry played basketball at Middle Tennessee State from 1979-82.



Player Profiles

Michael Pope

64
OL



6-2/265/R-Jr.
Murfreesboro, TN

2010: Played in five games against Southeastern Louisiana, Murray State, Eastern Kentucky, Lambuth and Tennessee State.

2009: Saw action against Iowa Wesleyan, Southeast Missouri State, Jacksonville State, Tennessee Tech and Austin Peay ... Played a key role in the offensive line's success ... The Skyhawks ranked 27th in the nation in rushing offense, 22nd in the nation in passing offense, 14th in total offense and 37th in the nation in scoring offense.


2008: Redshirted, did not play.

High School: Played every offensive line position but center ... Was elected team captain his senior season ... Earned all-city honors ... One of four Riverdale High School offensive linemen to earn Division 1 scholarship in 2008 ... Played for Skyhawk assistant coach Jordan Hankins at Riverdale.

Personal: Son of John and Jackie Pope of Murfreesboro ... Born Jan 20, 1990 ... Majoring in broadcast communications.

Josh Potts

17
DB



5-10/205/Jr.
Harrisburg, PA

2010: Redshirted.

2009: Played in 11 games in the secondary at Villanova ... Recorded sixteen tackles, 10 unassisted and six assisted ... Won FCS national championship.


2008: Played in eight games ... Tallied seven tackles, three unassisted and four assisted ... Credited with two solo tackles and two assisted stops against Colgate in the first round of the FCS playoffs.

High School: All-Conference defensive back at Harrisburg High School in Pennsylvania ... Led team in interceptions three times and tackles twice ... Recorded 16 career interceptions ... Two time student of the year ... Varsity letter winner in both indoor and outdoor track ... Ran on four state champion relay track teams.

Personal: Son of Aaron and Georgette Potts ... One of 11 children.

DJ Roberts

96
DL



6-2/252/R-So.
Knoxville, TN

2010: Started two games while playing in ten ... Had 17 season tackles, 10 unassisted tackles along with seven assisted tackles ... Had five tackles for loss for negative -8 yards ... Recorded 1.5 sacks for a loss of five yards ... Had two quarterback hurries along with two pass breakups.

2009: Saw action against Jacksonville State.

High School: Earned first team all-state honors his junior and senior years at Austin-East ... Named MVP of the 2008 East-West All-Star Game ... Selected to play in the Tennessee-Kentucky Border Bowl ... Named to the Knoxville Interscholastic League's (KIL) first team ... Two-time all-region selection ... Named the Class AAA Region 2 Defensive Player of the Year ... Selected to the All-Pilot High School Hero's first team ... Named to the Knoxville News Sentinel's first team ... Was selected as the Play It Smart Athlete of the Month.

Player Profiles

Nathan Rottero

41
LB



6-0/210/Jr.

Mount Juliet, TN

2010: Saw action at linebacker in 11 games while starting two ... Recorded 28 tackles, 16 unassisted tackles and 12 assisted tackles with a net loss of 10 yards ... Returned lone interception of the season for a touchdown against Tennessee State.
2009: Played in nine games as a true freshman ... Recorded 12 tackles and two tackles for loss ... Had one fumble recovery against Memphis ... Made a season-best five tackles and 1.5 tackles for loss against Eastern Illinois.

High School: Three-year starter at linebacker and long snapper at Wilson Central High School ... Helped Wilson Central advance to the Class 5A state playoffs in 2007 and 2008 ... Recorded 115 tackles, 17 tackles for loss, seven sacks and one interception his senior season ... Named defensive team captain for 2007 and 2008 ... Two-time All-Region 4 in Class 5A selection ... Named to The Tennessean's All-Midstate first team ... Selected to the 2008 TACA All-State team as a linebacker ... Selected to play in the 2008 Toyota East vs. West Tennessee All-Star Classic Game as a linebacker ... Nominated for The Tennessean's High School Football Dream Team ... Served as a student council representative for four years ... Named the February 2008 Student of the Month ... Named to the 2008 honor roll.

Cody Sandlin

81
K



6-3/189/Jr.

Goodlettsville, TN

2011: Named to College Football Performance Awards (CFPA) Preseason Watch List for kickers.


2010: Served as place kicker for all 11 games ... Converted 11 of 14 field goal opportunities ... Had season-best game against Jacksonville State when converted two field goal opportunities including a season-best 42 yard try ... Netted 2,206 kickoff yards.

2009: Played in nine games as a true freshman ... Was used exclusively for kickoffs.

High School: Named to the Principal's List (All A's and B's) three times ... Member of Mu Alpha Theta, the Mathematics Honor Society ... Named to Tennessee's Division II Class A All-State team ... Named to the 2007 Coaches All-State Second Team ... Two-time Mr. Football kicker nominee ... Two-time All-Midstate selection ... Helped Davidson Academy win the Division II Class A state championship in 2006 and 2008 ... Named kicker for the West All-Star team in the East-West All-Star Game ... Two-time Division II Class A East-Middle All-Region Basketball Team ... Earned Division Two Class A All-Region Soccer honors ... Served as soccer team captain for two seasons ... Named Davidson Academy's Most Athletic his senior year.

James Satterfield

39
K



6-0/179/So.

Gallatin, TN

2010: Appeared against Lambuth.

High School: Played football for head coach Robert Lassiter ... Was named as the All-Midstate punter his senior season ... Named All-District 9-AAA ... Was Gallatin's Special Teams Most Valuable Player ... Made 52 of 56 extra points and six of 10 field goals his senior year ... Kicked a career-long 50-yard field goal ... Helped the Green Wave post a 10-3 won-loss record and advance to the state quarterfinals.

Personal: Full Name: James Satterfield ... Born: April 8, 1992 ... Son of Joe and Trudi Satterfield.

Player Profiles

Clay Sheley

46
LS



6-1/225/R-Jr.
Dickson, TN

2010: Appeared in 10 games as long snapper against Southeastern Louisiana, Eastern Illinois, Murray State, Tennessee Tech, Jacksonville State, Eastern Kentucky, Lambuth, Southeast Missouri State, Austin Peay and Tennessee State.
2009: Saw action in nine games as the long snapper ... Was credited with two tackles.

High School: Played football for head coach Jackie Bledsoe and baseball for head coach Ray Ragan at Dickson County High School ... Selected to the 2007 Defensive All-Region team ... Received the Todd Pruitt Memorial Scholarship in 2007 ... Was a member of the Beta Club.

Personal: Son of Ed and Crysti Sheley ... Born March 14, 1990 ... Majoring in Criminal Justice.

Matthew Shelton

DL



6-4/243/R-So.
Cordova, TN

2010: Provided depth at defensive end and defensive tackle.

High School: Played defensive end, outside linebacker and tight end at Cordova High School ... Was named best defensive lineman his senior year ... Played basketball.

Personal: Son of Earnest and Malrie Shelton ... Brother, Earnest, played basketball at Alabama from 2000-04 ... Majoring in Business Management.

Quentin Sims

89
WR



6-3/202/Jr.
Cincinnati, Ohio

Before UT Martin: Played a number of roles at Georgia Tech, including wide receiver, quarterback and special teams ... Played in 11 games as a sophomore (2010) ... Recovered a fumble against South Carolina State that led to a touchdown ... Played in 12 games as a freshman (2009) ... had no receptions but had two rushing attempts for 19 yards against Jacksonville State ... Recorded seven special team tackles including four solos ... spent part of the season practicing at the quarterback position ... Had two tackles at Duke ... Also had two tackles in the ACC Championship Game vs. Clemson ... Was granted a redshirt in 2008 as a true freshman.

High School: Played at one of Ohio's top prep programs ... Colerain went 12-1 in 2007 and finished No. 14 in USA Today's National Super 25 ... had 24 receptions for 313 yards and two touchdowns in 2007 ... Also rushed 75 times for 764 yards and seven touchdowns ... Moved to quarterback during the state playoffs in place of an injured starting QB ... Led Colerain to conference championships in 2004, 2005, 2006 and 2007 ... Won district championships in 2004 and 2006 ... Was part of the 2004 state championship team ... Earned nine varsity letters at Colerain High School - three in football, four in track and two in basketball.

Personal: Father, Fred Sims, was a running back at Oklahoma in 1981 and 1982 ... Born July 11, 1990 in Tucson, Ariz.

Player Profiles

Stephen Shiver

88
WR




6-3/214/Sr.
Maryville, TN

2010: Started 10 games while appearing in 11 ... Averaged 17.6 yards per catch ... Pulled down 634 yards on 36 receptions, scoring five touchdowns ... Had a season best 147 yards and a touchdown on four catches against Tennessee State.

2009: Started in 11 games and averaged 14.5 yards per catch ... Was the team's second leading receiver with 33 receptions for 479 yards and three touchdowns ... Had a season-best six catches for 102 yards and one touchdown in the victory over Austin Peay.

2008: Saw action on special teams and at wide receiver ... Caught four passes for 64 yards against Baker ... Longest reception of the season was for 31 yards ... Finished the season with five total tackles.

High School: Helped Maryville High School win four state championships and post a 60-0 won-loss record ... Made 60 catches for 812 yards and nine touchdowns ... Averaged 12.6 yards per catch ... Made 74 total tackles as defensive back and had six interceptions ... Also returned punts ... Played in Tennessee East-West All-Star Game where he made three catches for 52 yards ... Was team captain.



Player Profiles

Clayton Smith

45
LB



6-2/235/R-Fr.
Jackson, TN

2010: Redshirted.

High School: Named the 2008 and '09 Defensive Line MVP at Northside where he played for head coach Tab Vowell, a UT Martin alumnus ... Earned all-region honors in 2008 and '09 ... Received the 2009 Leadership Award ... Named the 2009 Region Offensive Line MVP ... Recorded 132 total tackles, eight tackles for a loss and two sacks ... Named to the Jackson Sun's All-West Tennessee team in 2008 and '09.

Personal: Full Name: Clayton Smith ... Born: June 7, 1991 ... Son of Steve and Erin Smith.

Trey Smith

37
DB



5-10/292/R-Jr.
Murfreesboro, TN

2010: Recorded one tackle against Lambuth.

2009: Played in 10 games and made 17 total tackles ... Was credited with a blocked PAT in the victory over Southeast Missouri State ... Made the move from running back to safety during fall camp.


2008: Spent most of the season adjusting to a new positions ... Made the transition from cornerback to running back.

2007: Redshirted.

High School: Named team captain at Riverdale ... Earned all-city and all-region honors ... Led team in rushing with 806 yards and scored 14 touchdowns as a senior ... Played for current UT Martin running backs coach Jordon Hankins.

LaDarius Stallings

58
OL



6-0/285/Sr.
McComb, MS

2010: Appeared in games against Southeastern Louisiana, Eastern Illinois, Murray State, Tennessee Tech, Lambuth, Southeast Missouri State, Austin Peay and Tennessee State.

Before UT Martin: Played the center position at Southwest Mississippi Community College.

Player Profiles

Taylor Stanley

87
WR



5-10/180/Sr.
Clarksville, TN

2010: Started three games while appearing in eight ... Caught five passes for 109 yards and one touchdown.

2009: Played in six games ... Had two catches for 22 yards in the 56-0 season opener against Iowa Wesleyan ... Average 11.0 yards per reception ... Averaged 3.7 yards of all purpose yards per game.

2008: Provided valuable depth to the receiving corps and also saw playing time on special teams.

2007: Saw action on the scout teams.

High School: Played wide receiver for coach Jim Snider at Clarksville High ... Named all-area, all-region and served as team captain.

Personal: Son of Irby and Jill Stanley ... Has two siblings Blair and Walker ... Has two cousins Daniel Holmes and Jared Lyles, who play college football at Carson-Newman and Maryville ... Majoring in sports management ... Career ambition is to become an athletic director or a high school football coach ... Biggest sports thrill in high school was reaching quarterfinals of state playoffs his senior year ... Was responsible for denying Skyhawk teammates Josh Bey and Jonathan Utley and the Springfield Yellow Jackets a victory in the state playoffs ... Enjoys sports, fishing and water skiing ... Favorite pro athlete is Peyton Manning.

Matthew Stewart

85
TE



6-3/247/R-Fr.
Mount Juliet, Tenn.

2010: Redshirted.

High School: Played football for head coach Roger Perry ... Caught three passes for 56 yards for the Golden Bears and helped Mount Juliet to a 9-2 record and a berth in the Class 6A playoffs as a devastating run blocker.

Personal: Full Name: Matthew Stewart ... Born: April 13, 1992 ... Son of Jay Stewart.

Jordan Stokes

13
QB



6-2/230/R-Jr.
McEwen, Tenn.

2010: Provided depth at the quarterback position.

2009: Redshirted

High School: Attended McEwen High School, where he played baseball, basketball for head coach Phil Ross, football for head coach LC Nolan and ran cross country for the Warriors ... Was named salutatorian of his graduating class.

Personal: Full name is Jordan Stokes ... Born Oct. 27, 1989 ... Is also a catcher on the UT Martin baseball team ... Son of David Stokes and Janet McGrew ... Has three siblings, Carly, Beka and Drew Swearns ... Father David attended UT Martin in the 1980s ... Majoring in biology.

Player Profiles

Charles Sweeton

76
OL



6-5/280/R-Fr.

Lawrenceburg, TN

2010: Redshirted.

High School: Played for head coach David Marston ... Named to the Tennessee Football Coaches Association Class All-State team ... Played for the West in the Tennessee East/West All-Star game ... Earned second-team All-Midstate honors ... Named the District 8-Class 3A Most Valuable Offensive Lineman.

Personal: Full Name: Charles E. Sweeton ... Born: Sept. 11, 1992 ... Son of Don and Sarah Sweeton.

Maurice Taylor

1
WR



5-9/160/Jr.


St. Louis, MO

2010: Played in nine games while averaging 13.9 yards per catch ... Caught 15 passes for 209 yards.
2009: Redshirted, did not play.

High School: Named 2008 Class AAA All-Conference first team running back and first team defensive back ... Named 2008 Class AAA All-Conference Kick Returner of the Year and Co-Player of the Year ... Selected 2008 first team all-district defensive back ... One of ESPN's Top 150 athletes ... Scored 27 touchdowns his senior year ... Rushed for 1,077 yards and accumulated 340 receiving yards for a total of 1,413 yards ... Recorded 49 tackles and seven interceptions his senior year ... Averaged 15.67 yards per kickoff return and 22.12 yards per punt return his senior year.

Chris Thompson

9
WR



6-1/200/R-So.

St. Louis, MO

2010: Started seven games while appearing in all 11 ... Caught 19 passes for 239 yards and one touchdown.


2009: Redshirted.

High School: Was a two-year varsity starter ... two-time first team all-conference wide receiver selection ... Named MVP of the 2008 Demetris Johnson Charitable Foundation 7 on 7 Football Tournament ... Earned 2008 all-state and all-metro honors ... Had 49 catches his senior year and set a new school record for most catches by a wide receiver ... Piled up 968 receiving yards his senior season and set a new school record for most receiving yards by a wide receiver ... Scored 15 career touchdowns ... Averaged 18.3 yards per catch ... Also returned kickoffs and punts ... Had 1,500 career kick/punt return yards.

Player Profiles

Anthony Topps

60
OL



6-1/275/R-Fr.
Fort Campbell, KY


2010: Redshirted.

High School: Played for head coach Shawn Berner where he was a three-year starter ... Named to the Clarksville Leaf-Chronicle's All-Area team ... Earned all-district honors ... Helped lead Fort Campbell to three state championships ... Won 42 of 43 games and the team was 42-3 over three years ... Named to the Kentucky Associated Press All-State team as a junior and as a senior.

Personal: Full Name: Anthony Topps ... Born: March 21, 1991 ... Son of Angela Rushing.

Juwan Turner

OL



6-0/265/R-Fr.
Old Hickory, TN


2010: Redshirted.

High School: Played left guard and defensive end for McGavock High School ... In 2009 was named to all-city defensive line, most valuable offensive lineman in district 12-AAA and a two year letterman ... Maintained a 3.7 GPA while graduating as a distinguished scholar.

Personal: Son of Parnell and Connie Turner ... Majoring in Sports Management.

Jonathan Utley

35
LB



6-0/213/Sr.
Springfield, Tenn.

2010: Started three games while appearing in all 11 ... Recorded 36 tackles on the season, 15 unassisted tackles along with 21 assisted tackles ... Had 2.5 tackles for loss netting -10 yards ... Picked off two interceptions ... Had two quarterback hurries and one pass breakup.

2009: Played in all 11 games ... Recorded 48 total tackles, 9.5 tackles for a loss, two sacks, two forced fumbles, one interception, two quarterback hurries and one fumble recovery ... Was second on the team in tackles for loss ... Made a season-best 10 tackles against Missouri State ... Had eight tackles in the victory over Southeast Missouri State ... Made six tackles each in games against Murray State and Tennessee State.

2008: Played in all 12 games and made at least one tackle in 10 of the 12 games ... Had 17 total tackles, 1.5 tackles for a loss and 1.0 sacks ... Made two tackles, including one for a loss of 16 yards and a sack for a loss of 15 yards against Concordia ... Had three tackles and a quarterback hurry against Auburn.


High School: Played football, basketball and ran track ... Named 2005 all-region running back of the year and 2006 all-region player of the year in football ... Four-time all-regional selection in basketball.

Personal: Son of James Utley and Kimberly Boyd ... Has two brothers Sean Utley and Jeremy Boyd ... Is majoring in Athletic Training ... Career ambition is to be a pro football player or a physical therapist ... Enjoys listening to music and playing basketball ... He is a member of the Big Brothers Program ... His favorite athlete is Ray Lewis.

Player Profiles

Dean Wathen

95
DE



6-2/255/So.
Henderson, KY

2010: Appeared in 11 games on defense ... Recorded 10 tackles on the season, five assisted tackles and five unassisted tackles ... Blocked two kicks against Murray State.

High School: Was a three-year starter at defensive end and played tight end on offense in certain situations for head coach Clay Clevenger ... Caught five passes for 90 yards and a touchdown ... Was a second-team Kentucky Associated Press All-State selection as a defensive lineman and honorable mention on the Courier-Journal's all-state team ... Named the Kentucky Football Coaches Association Class 6-A First District Player of the Year ... Helped Henderson County High School post a 9-4 won-loss record and advance to the 6-A Regional championship game ... Also a member of the Henderson County High School swim team

Personal: Full Name: Dean Wathen ... Born: Aug. 4, 1991 ... Son of Richard and Lynda Wathen.

Thad Williams

4
DB




5-9/190/Sr.
Adel, GA

2010: Started games against Tennessee and Southeastern Louisiana before suffering a season-ending knee injury ... Had eight tackles on the season, four assisted tackles and four unassisted tackles.

Before UT Martin: Transferred to UT Martin from Hutchinson Community College in Hutchinson, KS.

Chris Wright

44
LB




6-1/205/Jr.
Petal, MS

Before UT Martin: Played in 10 games his sophomore season at Mississippi Gulf Coast Community College ... Recorded 63 total tackles and 32 solos ... Had two TFL, three pass breakups and one interception.

Player Profiles

AJ Williams

20
RB



5-9/203/Sr.
LaGrange, GA


2011: Named to College Football Performance Awards (CFPA) Preseason Watch List for kick returners.

2010: Appeared in 11 games as running back and kick return specialist ... Carried the ball 40 times for 223 yards and a touchdown ... Averaged 5.6 yards per carry ... Averaged 25.5 yards per kick return ... Returned 27 kicks for 688 yards and a touchdown ... Had a career day against Southeast Missouri State when he scored a rushing touchdown along with a kick return for a touchdown.

Before UT Martin: Transferred to UT Martin from New Mexico Institute in Roswell... Was a first-team All WSFL Conference selection ... Helped the team earn a top seven national ranking.

High School: Played football, ran track and played at Flucanna County High School in Palmyra, Va. ... Named first-team All-Jefferson District three consecutive years... Ran the very first kickoff he received back for a touchdown as a freshman.

Personal: Anthony B. Williams... Born Dec. 28, 1988... Son of Scotty Payne and Glene M. Payne... One of five children... Majoring in Communications.



Newcomers

Ben Axline

WR



6-3/185/Fr.
Shelbyville, Ky.

High School: Played football at Martha Layne High School for head coach Jerry Lucas Was a three-year starter and varsity letterman ... Elected team captain his senior year ... Named the Most Valuable Player of the Bluegrass Bowl in 2010 ... Named first team all-district wide receiver, safety and punter ... Earned all-state honorable mention recognition as a senior ... Named his team's Most Outstanding wide receiver ... Help the Titans win the district championship with an 11-2 record and finish the 2010 season as the regional runner-up ... made 57 catches for 928 yards and 13 touchdowns as a senior ... Averaged 16.3 yards per catch and 84.4 yards per game ... Punted 14 times for 527 yards and averaged 46.7 yards per punt ... Made 35 tackles, four interceptions for 131 yards and one touchdown ... Also returned punts and kickoffs.

Personal: The son of Matt and Beth Axline of Shelbyville, Ky. ... His brother Matt is a member of the UT Martin football team.

Marquis Clemons

31
S



5-11/175/Fr.
St. Louis, Mo.

High School: Played football for head coach Cliff Ice at Webster Groves High School ... Is listed as a St. Louis today Super 30 recruit ... Led his team to a 13-1 record and the state championship game in 2010 ... Was named a two-time first-team all-state selection, a two-time all-conference pick and a two-time all-metro honoree ... As a quarterback he completed 47 of 76 passes for 1,100 yards and 18 touchdowns his senior season ... Piled up 1,747 total yards and accounted for 34 touchdowns as a senior ... Helped his team to a 14-0 won-loss record and the Missouri state championship in 2009, his junior season.

Personal: Plans to major in sports management ... is one of two Webster Groves High School student-athletes to sign with UT Martin for the 2011 season. The other signee is Jackson Roberts.

Anthony Gardner

22
RB



5-9/175/Fr.
Pleasant Grove, Ala.

High School: Was named an All-Metro Super Senior ... Made the All-Metro West and the All-Magic City all-star teams ... Named the offensive player of the game after Pleasant Grove defeated No. 4 Hueytown ... Racked up 348 all-purpose yards against Hueytown, including 198 rushing yards ... Led his team to a 10-2 record and an undefeated division slate ... Runs the 40 yard dash in 4.29 ... Rushed for 1,969 career yards on 251 carries.

Newcomers

Tony Bell

40
DB




6-1/200/Fr.
Memphis, TN

High School: Played football at Kingsbury High School for head coach Earl Lester ... Was named to the Commercial Appeal's Best of the Preps 1-4A team ... Named to the Tennessee Sports Writers Association Class 4-A All-State team ... Played in the Liberty Bowl AutoZone High School All-Star game as a senior ... Had 18 carries for 162 yards and 21 receptions for 439 yards as a senior ... Made 74 total tackles, 56 solo and 18 assisted as a senior ... Recorded eight sacks, three interceptions and scored nine touchdowns for the Falcons in 2010 ... Led Kingsbury to a 7-6 won-loss record his senior season ... Was a wide receiver and 21 catches for 440 yards ... Rushed for 170 yards on 18 carries ... Scored 12 total touchdowns.

Keland McElrath

90
DL



6-4/285/Fr.
Ripley, TN

High School: Played offensive and defensive line for head coach Al Peligrinoat Ripley ... Was named the 2010 District 13-AA Defensive Player of the Year ... Selected to the 2010 all-regional first team ... Helped the Tigers compile an 8-4 won-loss record and advance to the second round of the state playoffs where they lost to Kingsbury ... Ran track and field at Ripley and won the state championship in the shotput in 2009 and 2010.

Personal: Son of Willie McElrath and Sandra McElrath ... Cousins, Reynaldo (St. Louis Rams) and Ramon Foster (Pittsburgh Steelers) are currently on NFL rosters.

Jordan Murphy

75
OL




6-3/280/Fr.
Camden, TN

High School: Played for head coach Kevin Ward at Camden Central ... Was a 2010 Class 2A Mr. Football Finalist ... Helped the Lions (12-1) advance to the quarterfinals of the playoffs where they lost to Milan ... Named the 2010 all-district Most Valuable Defensive Player ... Named to the 2010 first team all-state squad ... Made 62 tackles, four TFL and five sacks his senior year ... Earned all-district honors in 2008 ... Was named Camden's Best Defensive Lineman in 2009.

Newcomers

Jarod Neal

13
QB



6-1/180/Fr.

Hendersonville, TN

High School: Played quarterback for coach Anthony Carter at Beech High School ... Named to the 2010 All-District 9-AAA team ... Selected to the All-Sumner County second team ... Served as a team captain in 2010 his senior season ... Led Beech to the Class 5A state championship as a junior in 2009 ... Named the Class 5A state championship game MVP ... Selected as the Blue Cross Blue Shield Player of the Game ... Tied state championship record for touchdown passes with four ... Overall record as a varsity starter was 20-4 ... Completed 55 percent of all passes thrown from 2008-2010 ... Threw for 2,466 career yards and 29 touchdowns ... Had 61 career rushing attempts for 99 yards and eight touchdowns ... Played baseball for head coach Greg Shelton at Beech ... Earned District 9-AAA Baseball All-Tournament recognition.

Personal: Son of Jimmy Neal and Julie Carrigan ... Member of the National Honor Society.

Matt Murphy

48
DL




6-2/260/Fr.

Memphis, TN

High School: Named to the Commercial Appeal's Best of the Preps Private School team ... Played in the Liberty Bowl AutoZone All-Star game ... Named to the Tennessee Sports Writers Association D2-2A team ... Helped Christian Brothers finish fourth in the Commercial Appeal's Dandy Dozen ... Made 69 tackles, 9 TFL, four sacks his senior year ... Received the Harris Jones Courage Award ... Was a member of the track team that won the state championship ... Was the state runner-up in the shot put his junior and senior seasons.

Taino Perez

DB



5-8/167/Fr.

Knoxville, TN

High School: Prepped at Knoxville Farragut High School ... Runs a 4.59 40-yard dash ... Played in 19 total games as a junior and senior ... Recorded 73 total tackles in both years ... Had 51 solo tackles, two sacks and 6 TFL ... Made four interceptions his senior year and was ranked third in the state ... Was named to the Knoxville News-Sentinel's 2010 All-PrepXtra Football Team ... Named to the all-region, all-district and All-KIL teams in 2009 and 2010 ... Played for the East in the 2010 East-West All-Star game ... Ran track and was a part of the AAU National Championship 4x100 relay team ... Was a member of the academic honor roll all four years in high school.

Newcomers

James Ratliff

50
LB



6-0/225/Fr.
Memphis, TN

High School: Named to the first team All-District 14-AAA squad ... Was named the district Defensive Player of the Year ... Named to the Commercial Appeal Best of the Preps team ... Played in the Liberty Bowl AutoZone All-Star game ... Helped Craigmont finish 12th in the Commercial Appeal Dandy Dozen ... Made 117 tackles, 13 TFL, four sacks, two caused fumbles and two interceptions his senior season.

Jackson Redditt

57
K



6-2/190/Fr.
Mount Juliet, TN

High School: Handled both kicking and punter chores at Wilson Central High School for head coach Brad Dedman ... Named to the 2010 all-district team as a special teams player ... Named to the 2010 All-Midstate team ... Played in the Toyota East-West All-Star game for the West team ... As a senior made field goals of 56, 50 and 47 yards ... 18 of his 22 kickoffs as a senior were touchbacks ... Punted 44 times for an average of 40.5 yards ... Also played soccer for the Tigers for four years.

Personal: Son of Mark and Lisa Redditt ... Has two older sisters ... a member of the National Honor Society ... Sports a 4.0 grade point average.

Tyler Rice

10
QB



6-3/195/Fr.
Waynesboro, TN

High School: Played quarterback for his father, Ricky Rice ... Has a 40-9 record as the starting quarterback ... Completed 369 of 653 career passes for 6,371 yards and 87 touchdowns ... Rushed 197 times for 1,010 career yards and 34 touchdowns ... Named the 2010 Mr. Football (Back of the Year) for Class A-AA ... a three-time Tennessee Sports Writers Association All-State first-team selection ... 2010 Region 6A Player of the Year ... 2009 Region 6A Offensive Player of the Year ... 2008 Region 6A Player of the Year ... Led the Wildcats to a 10-2 record and the third round of the state playoffs in 2010 ... Led the Wildcats to a 12-1 worksheet and the semifinals of the state playoffs as a junior ... Named the 2010 Times Daily (Florence, Ala.) Player of the Year ... Selected as the Times Daily first-team quarterback for three consecutive years.

Personal: Son of Rick and Christie Rice ... Still deciding on an academic major ... Born on April 23, 1992.

Newcomers

Jackson Roberts

78
OL




6-7/300/Fr.
St. Louis, MO

High School: Played for head coach Cliff Ice ... Paved the way for Webster Groves to rush for 3,343 yards and 2,957 passing yards in 14 games his senior season ... Helped the offense average 450 yards per game ... Led the team to a 13-1 record and the state championship game in 2010 ... Helped Webster Groves to a 14-0 record and the Missouri state championship ... Named first team all-conference in 2009 and 2010 ... Named first team all-metro in 2009 and 2010 ... A two-time all-state selection his junior and senior years ... Was a member of the team that won 27 consecutive games.

Personal: Son of George and Belinda Roberts ... Father, George, played football at Richmond ... One of three children ... Has two brothers, Alex (16) and Dan (22) ... Sported a 3.8 GPA in high school.

Corey Rogers

82
TE




6-4/250/Fr.
Winchester, KY

High School: Earned the team receiving and defensive linemen awards ... Named all-district tight end ... Earned third team all-state recognition for his play on the defensive line ... Made 50 catches for 586 yards and scored seven touchdowns as a senior ... Averaged 11.7 yards per reception ... Made 56 total tackles his senior year ... Had six sacks and seven QBH ... Also played basketball ... Is a member of the 1,000-point scoring club ... Earned honorable mention all-sate honors ... Averages 19 points and seven rebounds a game ... Played in the Kentucky-Indiana All-Star basketball game ... Was ranked among the best high school basketball players by ESPN.

John Scott

93
DT



6-3/285/Fr.
Memphis, TN

High School: Named to the Commercial Appeal Best of the Preps team ... Named to the Tennessee Sports Writers Association team ... Played in the Liberty Bowl AutoZone All-Star game and was named the MVP ... Recorded 128 tackles, 28 sacks, two interceptions and scored two touchdowns as a senior ... Led the nation in sacks with 28.

Newcomers

Aaron Simms

82
DB



5-10/160/Fr.

Mount Juliet, Tenn.

High School: Played both offense and defense at McGavock High School ... Had 500 receiving yards his senior year ... Had 500 return yards and 1,200 all-purpose yards ... Scored six total touchdowns ... Made 14 tackles ... Was a three-year varsity starter in football and a four-year varsity letter winner ... Named all-city receiver in 2010 ... Named District 12-AAA Offensive MVP ... Named to the Tennessean All-Midstate second team ... Played defensive back in the Toyota Tennessee East-West All-Star game ... Earned honorable mention Old Spice National Player of the Year ... Named District 12-AAA Special Teams MVP in 2009.

Personnel: Son of Marlin and Andrea Simms ... Father Marlin is the head boys' basketball coach at McGavock ... Has one brother, Brandon ... Still deciding on his academic major.

Richard Taylor

30
CB



5-10/185/Fr.


Nashville, TN

High School: Led Pearl-Cohn to a 9-4 overall record and a 5-1 district worksheet ... Made 90 tackles and 46 solo tackles his senior year ... Made one sack and three interceptions, seven pass breakups, one forced fumble and one blocked field goal ... Made 16 tackles against David Lipscomb on Oct. 22, 2010 ... Made 11 tackles against Grundy County on Nov. 5, 2010. Also punted and returned kicks ... Scored two touchdowns in 2010 ... Played offense for the Firebirds and had 10 carries and one reception.

Personnel: Son of Valerie Taylor and Antowan Malone ... Majoring in Health and Human Performance.

Rodrigues Wright

24
WR



6-1/175/Fr.

Memphis, TN

High School: Played in the Liberty Bowl AutoZone All-Star game ... Made four catches for 100 yards in the all-star game ... Named to the Commercial Appeal Best of the Preps team ... Named to the Tennessee Sports Writers Association team ... Helped Ridgeway finish first in the Commercial Appeal Dandy Dozen ... Was a 2010 all-state selection ... Made 54 catches for 910 yards his senior year ... Earned district MVP honors.

Newcomers

Travis Eakin

18
QB



6-3/198/Jr.
Moody, AL

2010: Played and started in six games for ASA in Brooklyn, NY, before suffering a season ending injury... Passed for 1,189 yards, averaging 198.2 yards per game ... Completed 55 percent of his passes including 10 for touchdowns.

2009: Played and started in seven games ... Passed for 1,344 yards, averaging 192 yards per game ... Completed 51 percent of his passes including 13 touchdowns ... Rushed for one touchdown.

Ben Johnson

59
LB



6-2/215/So.
Primm Springs, TN


2010: Provided depth at linebacker.

High School: Played quarterback, running back, wide receiver, linebacker and free safety at Fairview High School ... In 2008 was named all-region, all-state defensive back, mvp defensive player in region, all-midstate and all-county ... Also played basketball for the Yellow Jackets.

Personal: Son of Tim and Denise Johnson ... Siblings are Amanda and Josh ... Majoring in Sports Management.

Ethan Myers

LB



6-0/215/R-Fr.
Columbia, TN

2010: Redshirted.

High School: Played linebacker and tight end at Columbia Central ... Led the Lions to a Region championship and State runner-up trophy ... Finished with a 4.0 GPA and 13th overall in graduating class.

Personal: Son of Bob and Kelly Myers ... Had one brother named Jacob ... Majoring in Biology.

Newcomers

Garrett Vincent

DL



6-0/200/Fr.


Martin, TN

High School: Played defensive end and tackle for Martin Westview ... Named all-district, all-west Tennessee honorable mention, and team captain in 2010 ... Active in beta club, national honor society and honor roll.

Personal: Son of Jack and Jennifer Vincent of Martin ... One sister, Teddy ... Majoring in Engineering.

Malik Generett

WR
86



6-4/207/Jr.

York, Pa.

2010: Was a member of the University of Connecticut roster and eligible for the Fiesta Bowl against Michigan ... Did not play at all in the regular season was, however, able to practice with UConn throughout the season.

2009: Redshirted.

High School: Prepped at William Penn High School in York, Pa. ... Was named a first team all-state in 2008 by Associated Press and Pennsylvania Football News ... Was named the 2008 Tri-Player of the Year in the York Adams Interscholastic Athletic Association ... Was named first team all-league twice ... Also played in the Big 33 All-Star game ...

As a senior had 45 receptions for 933 yards and 11 touchdowns ... Also served as a team captain ... Switched from quarterback to wide receiver midway through his junior season and averaged 20.7 yards per reception. He had 21 catches for 420 yards and four TDs ... Played against UT Martin teammate Josh Potts in high school.

Montori Hughes

DL
93



6-4/330/Jr.

Murfreesboro, Tenn.

2010: Played 12 games at Tennessee but missed the regular season finale vs. Kentucky ... Started the first five games of the season, including first career start vs. UT Martin ... Compiled 17 tackles, including career highs of 3.5 tackles for loss and two defended ... Tied for second on the Vols with five quarterback hurries ... Tied career high with four tackles against UT Martin, including personal bests of 2.5 tackles for loss, a sack, and a pass defended ... Posted three stops vs. Oregon and a season-high two QB hurries ... Totaled a pair of tackles, including a TFL (-2) and forced lone fumble of 2010 at Memphis ... Recorded a pair of tackles, a pass defended and a QB hurry against Florida.

2009: Saw action in all 13 games as true freshman at defensive tackle for Tennessee ... Finished season with 20 tackles, including career high four versus Memphis ... Also had two tackles for loss, with those coming against UCLA and Auburn.

Before Tennessee: Played his 2008 season at Hargrave (Va.) Military Academy ... Coach at Hargrave Military Academy: Robert Prunty.

High School: After season at Murfreesboro Siegel, participated in Toyota East- West All- Star Classic ... Named Region 4-5 Defensive MVP, All-Region, All-Area and All-County in 2007... Named Second-Team All-Midstate by the Tennessean in 2007... Siegel team captain and team MVP as Senior... Named All-Region, All-Area, and All-County as Junior in 2006... Led Siegel in tackles with 106, tackles for loss with 25 and sacks with 13 as senior in 2007... Three- year starter... Also excelled on basketball court, lettering two years as sophomore and junior... Originally signed with Vols in 2008, but did not qualify... Coach at Siegel: David Watson.

2010 Statistics



Team Stats



Team Statistics	UTM	OPP
SCORING	237	254
Points Per Game	21.5	23.1
FIRST DOWNS	193	178
Rushing	79	87
Passing	105	76
Penalty	9	15
RUSHING YARDAGE	1689	1598
Yards gained rushing	1952	1975
Yards lost rushing	263	377
Rushing Attempts	401	415
Average Per Rush	4.2	3.9
Average Per Game	153.5	145.3
TDs Rushing	12	16
PASSING YARDAGE	2637	1694
Comp-Att-Int	199-343-12	154-305-8
Average Per Pass	7.7	5.6
Average Per Catch	13.3	11.0
Average Per Game	239.7	154.0
TDs Passing	14	12
TOTAL OFFENSE	4326	3292
Total Plays	744	720
Average Per Play	5.8	4.6
Average Per Game	393.3	299.3
KICK RETURNS: #-Yards	44-874	44-840
PUNT RETURNS: #-Yards	28-299	13-189
INT RETURNS: #-Yards	8-43	12-176
KICK RETURN AVERAGE	19.9	19.1
PUNT RETURN AVERAGE	10.7	14.5
INT RETURN AVERAGE	5.4	14.7
FUMBLES-LOST	16-10	21-10
PENALTIES-Yards	80-667	55-367
Average Per Game	60.6	33.4
PUNTS-Yards	59-2331	66-2720
Average Per Punt	39.5	41.2
Net punt average	34.6	35.8
TIME OF POSSESSION/Game	30:26	29:24
3RD-DOWN Conversions	56/159	51/163
3rd-Down Pct	35%	31%
4TH-DOWN Conversions	4/22	8/21
4th-Down Pct	18%	38%
SACKS BY-Yards	22-125	22-151
MISC YARDS	26	0
TOUCHDOWNS SCORED	29	33
FIELD GOALS-ATTEMPTS	11-14	8-16
ON-SIDE KICKS	0-1	1-1
RED-ZONE SCORES	25-37 68%	29-37 78%
RED-ZONE TOUCHDOWNS	15-37 41%	21-37 57%
PAT-ATTEMPTS	28-29 97%	30-32 94%
ATTENDANCE	21503	135852
Games/Avg Per Game	5/4301	6/22642
Neutral Site Games		0/0

Score by Quarters	1st	2nd	3rd	4th	OT	Total
UT Martin	34	68	81	54	0	237
Opponents	71	94	33	56	0	254

2010 Statistics



Individual Stats



Rushing	gp	att	gain	loss	net	avg	td	lg	avg/g
MCNAIR, Jason	11	125	598	51	547	4.4	2	68	49.7
BARKSDALE, Tevi	10	82	493	14	479	5.8	3	49	47.9
MCNEIL, DJ	11	52	276	14	262	5.0	0	56	23.8
WILLIAMS, AJ	11	40	223	0	223	5.6	1	24	20.3
MCNAIR, Julius	11	21	88	0	88	4.2	2	22	8.0
TAYLOR, Maurice	10	4	43	7	36	9.0	0	16	3.6
HOOKE, Joe	11	1	29	0	29	29.0	0	29	2.6
BARFIELD, Kevin	7	2	17	0	17	8.5	0	15	2.4
PERRY, Jarvis	9	1	10	0	10	10.0	1	10	1.1
JORDAN, Corey	8	3	8	1	7	2.3	0	6	0.9
SHIVER, Stephen	11	1	5	0	5	5.0	0	5	0.5
BLANKS, Cedric	1	1	3	0	3	3.0	0	3	3.0
JONES, Kenny	10	1	1	0	1	1.0	1	1	0.1
CARR, Derek	11	55	158	157	1	0.0	2	17	0.1
TEAM	9	12	0	19	-19	-1.6	0	0	-2.1
Total	11	401	1952	263	1689	4.2	12	68	153.5
Opponents	11	415	1975	377	1598	3.9	16	58	145.3

Passing	gp	effic	comp-att-int	pct	yds	td	lg	avg/g
CARR, Derek	11	129.12	191-328-12	58.2	2543	13	61	231.2
MCNAIR, Julius	11	82.55	4-8-0	50.0	31	0	13	2.8
MCNAIR, Jason	11	392.00	3-3-0	100.0	65	1	23	5.9
HARDEGREE, Bill	3	41.60	1-2-0	50.0	-2	0	0	-0.7
HOOKE, Joe	11	0.00	0-1-0	0.0	0	0	0	0.0
TEAM	9	0.00	0-1-0	0.0	0	0	0	0.0
Total	11	129.07	199-343-12	58.0	2637	14	61	239.7
Opponents	11	104.88	154-305-8	50.5	1694	12	81	154.0

Receiving	gp	no.	yds	avg	td	lg	avg/g
SHIVER, Stephen	11	36	634	17.6	5	55	57.6
MCNAIR, Jason	11	28	199	7.1	0	31	18.1
CHAMBERLAIN, Da	10	20	283	14.1	4	53	28.3
THOMPSON, Chris	11	19	239	12.6	1	54	21.7
JONES, Kenny	10	16	248	15.5	0	45	24.8
TAYLOR, Maurice	10	15	209	13.9	0	52	20.9
MILLIGAN, Bryan	7	14	192	13.7	2	42	27.4
BARKSDALE, Tevi	10	12	29	2.4	0	8	2.9
EVERETT, Ben	11	10	133	13.3	0	42	12.1
PERRY, Jarvis	9	9	136	15.1	0	61	15.1
STANLEY, Taylor	8	5	109	21.8	1	47	13.6
HAMRICK, Rhett	7	4	56	14.0	0	25	8.0
JORDAN, Corey	8	3	90	30.0	1	52	11.2
WILLIAMS, AJ	11	3	28	9.3	0	15	2.5
MCNEIL, DJ	11	2	26	13.0	0	20	2.4
CARR, Derek	11	1	23	23.0	0	23	2.1
SAMPLES, Chase	4	1	5	5.0	0	5	1.2
BARFIELD, Kevin	7	1	-2	-2.0	0	0	-0.3
Total	11	199	2637	13.3	14	61	239.7
Opponents	11	154	1694	11.0	12	81	154.0

Punt Returns	no.	yds	avg	td	lg
ESTELLE, CJ	17	195	11.5	0	50
MCNAIR, Jason	4	16	4.0	0	8
MILLIGAN, Bryan	3	21	7.0	0	14
WATHEN, Dean	2	40	20.0	0	0
DUNAVANT, Joe	1	0	0.0	0	0
WELCH, Derek	1	24	24.0	0	24
DANIEL, Erick	0	3	0.0	1	3
Total	28	299	10.7	1	50
Opponents	13	189	14.5	1	91

Interceptions	no.	yds	avg	td	lg
HARPER, Kendal	3	6	2.0	0	6
UTLEY, Jonathan	2	9	4.5	0	8
WELCH, Derek	1	0	0.0	0	0
ROTTERO, Nate	1	28	28.0	1	28
NWANKWO, Obi	1	0	0.0	0	0
Total	8	43	5.4	1	28
Opponents	12	176	14.7	2	54

Kick Returns	no.	yds	avg	td	lg
WILLIAMS, AJ	27	688	25.5	1	91
BARFIELD, Kevin	5	59	11.8	0	23
BARKSDALE, Tevi	3	18	6.0	0	12
MCNAIR, Jason	3	62	20.7	0	25
FLENORL, Fred	3	30	10.0	0	16
TEAM	1	0	0.0	0	0
JORDAN, Corey	1	6	6.0	0	6
PERRY, Jarvis	1	11	11.0	0	11
Total	44	874	19.9	1	91
Opponents	44	840	19.1	1	95

Fumble Returns	no.	yds	avg	td	lg
JONES, Karlos	1	9	9.0	0	9
BEY, Josh	1	7	7.0	0	7
COX, Tim	1	8	8.0	0	8
Total	3	24	8.0	0	9
Opponents	1	10	10.0	1	10

2010 Statistics



Individual Stats



Scoring	td	fg	PAT				dxp	saf	pts
			kick	rush	rcv	pass			
SANDLIN, Cody	-	11-14	28-29	-	-	-	-	61	
SHIVER, Stephen	5	-	-	-	-	-	-	30	
CHAMBERLAIN, Da	4	-	-	-	-	-	-	24	
BARKSDALE, Tevi	3	-	-	-	-	-	-	18	
CARR, Derek	2	-	-	-	-	-	-	12	
MILLIGAN, Bryan	2	-	-	-	-	-	-	12	
WILLIAMS, AJ	2	-	-	-	-	-	-	12	
MCNAIR, Jason	2	-	-	-	-	-	-	12	
MCNAIR, Julius	2	-	-	-	-	-	-	12	
STANLEY, Taylor	1	-	-	-	-	-	-	6	
JORDAN, Corey	1	-	-	-	-	-	-	6	
PERRY, Jarvis	1	-	-	-	-	-	-	6	
ROTTERO, Nate	1	-	-	-	-	-	-	6	
DANIEL, Erick	1	-	-	-	-	-	-	6	
THOMPSON, Chris	1	-	-	-	-	-	-	6	
JONES, Kenny	1	-	-	-	-	-	-	6	
CARNEY, Aaron	-	-	-	-	-	-	1	2	
Total	29	11-14	28-29	-	-	-	1	237	
Opponents	33	8-16	30-32	-	-	0-1	1	254	

Total Offense	g	plays	rush	pass	total	avg/g
CARR, Derek	11	383	1	2543	2544	231.3
MCNAIR, Jason	11	128	547	65	612	55.6
BARKSDALE, Tevi	10	82	479	0	479	47.9
MCNEIL, DJ	11	52	262	0	262	23.8
WILLIAMS, AJ	11	40	223	0	223	20.3
MCNAIR, Julius	11	29	88	31	119	10.8
TAYLOR, Maurice	10	4	36	0	36	3.6
HOOK, Joe	11	2	29	0	29	2.6
BARFIELD, Kevin	7	2	17	0	17	2.4
PERRY, Jarvis	9	1	10	0	10	1.1
JORDAN, Corey	8	3	7	0	7	0.9
SHIVER, Stephen	11	1	5	0	5	0.5
BLANKS, Cedric	1	1	3	0	3	3.0
JONES, Kenny	10	1	1	0	1	0.1
HARDEGREE, Bill	3	2	0	-2	-2	-0.7
TEAM	9	13	-19	0	-19	-2.1
Total	11	744	1689	2637	4326	393.3
Opponents	11	720	1598	1694	3292	299.3

Field Goals	fg	pct.	01-19	20-29	30-39	40-49	50-99	lg	blk
SANDLIN, Cody	11-14	78.6	0-0	7-7	2-3	2-4	0-0	42	0

FG Sequence	UT Martin	Opponents
Tennessee	43	(21),(35)
Southeastern La.	(24)	45,(37)
Eastern Illinois	(31),(26)	(27)
Murray State	-	33,(36),43
Tennessee Tech	(28),(23)	(40)
Jacksonville State	(42),(21)	(22)
Eastern Kentucky	(29)	37,32,53
Lambuth	(40)	-
Southeast Missouri	38,(28)	(24)
Austin Peay	-	46
Tennessee State	43,(34)	48

Punting	no.	yds	avg	lg	tb	fc	i20	50+	blk
HOOK, Joe	52	2105	40.5	53	3	15	12	5	0
CARR, Derek	7	226	32.3	44	2	0	4	0	0
Total	59	2331	39.5	53	5	15	16	5	0
Opponents	66	2720	41.2	75	3	12	25	14	2

Kickoffs	no.	yds	avg	tb	ob	retn	net	ydl
SANDLIN, Cody	44	2206	50.1	0	2			
HOOK, Joe	7	331	47.3	0	1			
Total	51	2537	49.7	0	3	19.1	33.3	36
Opponents	51	3052	59.8	4	2	19.9	41.1	28

Numbers in (parentheses) indicate field goal was made.

2010 Statistics



Individual Stats



All Purpose	g	rush	rcv	pr	kr	ir	total	avg/g
WILLIAMS, AJ	11	223	28	0	688	0	939	85.4
MCNAIR, Jason	11	547	199	16	62	0	824	74.9
SHIVER, Stephe	11	5	634	0	0	0	639	58.1
BARKSDALE, T	10	479	29	0	18	0	526	52.6
MCNEIL, DJ	11	262	26	0	0	0	288	26.2
CHAMBERLAIN,	10	0	283	0	0	0	283	28.3
JONES, Kenny	10	1	248	0	0	0	249	24.9
TAYLOR, Mauri	10	36	209	0	0	0	245	24.5
THOMPSON, C	11	0	239	0	0	0	239	21.7
MILLIGAN, Brya	7	0	192	21	0	0	213	30.4
ESTELLE, CJ	10	0	0	195	0	0	195	19.5
PERRY, Jarvis	9	10	136	0	11	0	157	17.4
EVERETT, Ben	11	0	133	0	0	0	133	12.1
STANLEY, Taylo	8	0	109	0	0	0	109	13.6
JORDAN, Corey	8	7	90	0	6	0	103	12.9
MCNAIR, Julius	11	88	0	0	0	0	88	8.0
BARFIELD, Kevi	7	17	-2	0	59	0	74	10.6
HAMRICK, Rhett	7	0	56	0	0	0	56	8.0
WATHEN, Dean	11	0	0	40	0	0	40	3.6
FLENORL, Fred	9	0	0	0	30	0	30	3.3
HOOK, Joe	11	29	0	0	0	0	29	2.6
ROTTERO, Nat	11	0	0	0	0	28	28	2.5
WELCH, Derek	10	0	0	24	0	0	24	2.4
CARR, Derek	11	1	23	0	0	0	24	2.2
UTLEY, Jonatha	11	0	0	0	0	9	9	0.8
HARPER, Kend	11	0	0	0	0	6	6	0.5
SAMPLES, Cha	4	0	5	0	0	0	5	1.2
DANIEL, Erick	8	0	0	3	0	0	3	0.4
BLANKS, Cedric	1	3	0	0	0	0	3	3.0
TEAM	9	-19	0	0	0	0	-19	-2.1
Total	11	1689	2637	299	874	43	5542	503.8
Opponents	11	1598	1694	189	840	176	4497	408.8

2010 Statistics



Defensive Stats



#	Defensive Leaders	gp	Tackles			tfl/yds	Sacks	Pass defense			Fumbles	blkd		
			ua	a	tot		no-yds	int-yds	brup	qbh	rcv-yds	ff	kick	saf
11	BEY, Josh	11	55	36	91	12.5-41	3.5-17	.	5	2	1-7	3	.	.
22	HOWARD, Jett	11	28	28	56	5.5-20	0.5-4	1	.	.
10	COX, Tim	11	20	25	45	11.5-61	5.0-35	.	.	3	2-8	2	.	.
7	HARPER, Kendal	11	29	13	42	2.0-9	.	3-6	6	.	2-0	.	.	.
40	DARDEN, Justin	11	18	21	39	9.5-38	3.5-23	.	1	5	.	1	1	.
94	TEAMER, Ray	11	17	21	38	5.5-29	2.0-18	.	.	4
35	UTLEY, Jonathan	11	15	21	36	2.5-10	.	2-9	1	2
57	CARNEY, Aaron	11	20	16	36	1.5-27	1	.	1
28	NWANKWO, Obi	10	23	12	35	1.0-2	.	1-0	4
3	DRAKEFORD, TJ	10	20	15	35	6.0-35	.	.	4	.	1-0	2	.	.
41	ROTTERO, Nate	11	16	12	28	3.0-10	.	1-28	2
99	NALLS, Darrin	11	14	14	28	7.0-27	5.0-20	.	.	1	.	2	.	.
97	JONES, Karlos	11	7	16	23	3.0-6	0.5-1	.	.	4	1-9	.	1	.
12	ESTELLE, CJ	10	17	6	23	1.0-3	.	.	7	1
52	CODY, Josh	10	12	10	22	3.5-9	0.5-2	.	2	2	2-0	.	.	.
14	BROWN, DuJuan	4	8	10	18	0.5-0
36	DUNAVANT, Joe	10	8	10	18	.	.	.	1
96	ROBERTS, DJ	10	10	7	17	5.0-8	1.5-5	.	2	2
6B	WELCH, Derek	10	10	6	16	2.0-10	.	1-0	8
29	GUFFIN, Gerald	8	7	8	15	.	.	.	1	.	1-0	.	.	.
5	MCNAIR, Julius	11	6	6	12	2.0-5	.	.	2
95	WATHEN, Dean	11	5	5	10	2.0-6	.	.	.	3	.	.	2	.
4	WILLIAMS, Thad	2	4	4	8
17	FLENORL, Fred	9	4	2	6
23	DANIEL, Erick	8	3	3	6
26	GILBERT, Jobron	10	2	3	5	1.0-26
19	BROWN, Runako	8	3	2	5	1	.	.
49	ELLIS, Bobby	8	1	2	3	0.5-1
	TM TEAM	9	3	.	3	1.0-2
43	ANDERSON, Linco	5	1	1	2
83	HOOK, Joe	11	2	.	2
51	PRATHER, Geoff	3	1	1	2	1.0-1
30	MCNEIL, DJ	11	2	.	2
80	JORDAN, Corey	8	2	.	2
81	SANDLIN, Cody	11	2	.	2
78	BUCHANAN, Jerem	9	2	.	2
42	FALE'OFA, Sione	5	.	1	1
54	HOPPER, Austin	3	1	.	1
53	MANCINI, Michae	10	1	.	1
6A	BARFIELD, Kevin	7	1	.	1
79	EMEBUNOR, Wilso	10	1	.	1
75	TILLERY, Taz	9	1	.	1
9	THOMPSON, Chris	11	1	.	1
60	TOPPS, Anthony	1	1	.	1
2	CHAMBERLAIN, Da	10	1	.	1
21	BARKSDALE, Tevi	10	.	1	1
37	SMITH, Trey	1	.	1	1
31	WILLIAMS, AJ	11	1	.	1
	Total	11	406	339	745	90-386	22-125	8-43	46	29	10-24	13	4	1
	Opponents	11	438	332	770	68-254	22-151	12-176	35	23	9-10	10	.	1

2010 Statistics



Team Game by Game Stats



TEAM STATISTICS

Date	Opponent	Rushing				Receiving				Passing				Kick Returns				Punt Returns				tot off
		no.	yds	td	lg	no.	yds	td	lg	cmp-att-int	yds	td	lg	no.	yds	td	lg	no.	yds	td	lg	
Sep 4	at Tennessee	29	56	0	22	11	86	0	30	11-26-2	86	0	30	9	100	0	25	1	0	0	0	142
Sep 11	at Southeastern La.	32	135	0	67	20	390	1	54	20-41-4	390	1	54	4	57	0	23	2	1	0	2	525
Sep 18	EASTERN ILLINOIS	38	191	2	68	21	211	0	37	21-31-1	211	0	37	2	44	0	28	3	16	0	17	402
Sep 25	at Murray State	27	91	0	18	22	200	1	27	22-43-2	200	1	27	8	186	0	50	5	55	1	8	291
Sep 30	at Tennessee Tech	55	279	2	29	13	171	1	55	13-18-0	171	1	55	4	93	0	36	1	0	0	0	450
Oct 09	JACKSONVILLE STATE	28	89	0	27	31	338	2	61	31-50-1	338	2	61	4	87	0	31	2	28	0	24	427
Oct 16	EASTERN KENTUCKY	31	34	0	15	15	290	1	45	15-25-0	290	1	45	2	55	0	32	1	6	0	6	324
Oct 21	LAMBUTH	49	311	3	56	20	207	4	29	20-30-0	207	4	29	4	57	0	31	2	15	0	14	518
10-30-10	at Southeast Missouri	40	154	1	24	13	67	0	9	13-24-1	67	0	9	5	160	1	91	0	0	0	0	221
Nov 06	at Austin Peay	36	141	1	18	19	368	3	53	19-29-1	368	3	53	2	35	0	21	5	107	0	50	509
Nov 13	TENNESSEE STATE	36	208	3	55	14	309	1	54	14-26-0	309	1	54	0	0	0	0	6	71	0	46	517
Opponents		401	1689	12	68	199	2637	14	61	199-343-12	2637	14	61	44	874	1	91	28	299	1	50	4326
Opponents		415	1598	16	58	154	1694	12	81	154-305-8	1694	12	81	44	840	1	95	13	189	1	91	3292

Games played: 11

Avg per rush: 4.2

Avg per catch: 13.3

Pass efficiency: 129.07

Kick ret avg: 19.9

Punt ret avg: 10.7

All purpose avg/game: 503.8

Total offense avg/gm: 393.3

Date	Opponent	Tackles				Sacks no-yds	Fumble		Pass Defense			Blkd kick	PAT Attempts				saf	pts		
		ua	a	total	tfl-yds		ff	fr-yds	int-yds	qbh	brup		kick	rush	rcv					
Sept 4	at Tennessee	26	48	74	4.0-8	1.0-1	0	1-0	1-6	2	4	0	0-0	0	0	0	0	0	0	0
Sep 11	at Southeastern La.	61	28	89	3.0-13	1.0-10	0	0-0	1-8	2	5	0	1-1	0	0	0	0	0	10	
Sep 18	EASTERN ILLINOIS	36	30	66	8.0-27	4.0-15	2	2-7	0-0	4	7	0	2-2	0	0	0	0	0	20	
Sep 25	at Murray State	39	36	75	6.0-42	1.0-8	1	1-0	0-0	0	3	2	2-2	0	0	0	1	16		
Sep 30	at Tennessee Tech	22	43	65	11.0-62	3.0-19	3	1-0	2-1	0	5	0	3-3	0	0	0	0	27		
Oct 09	JACKSONVILLE STATE	37	20	57	6.0-24	1.0-8	0	0-0	1-0	3	4	1	2-2	0	0	0	0	20		
Oct 16	EASTERN KENTUCKY	45	26	71	15.0-66	5.0-28	1	0-0	0-0	2	3	1	1-1	0	0	0	0	10		
Oct 21	LAMBUTH	45	22	67	13.0-74	4.0-24	4	4-9	0-0	6	3	0	7-7	0	0	0	0	52		
10-30-1	at Southeast Missouri	35	30	65	8.0-21	0.0-0	0	0-0	0-0	1	2	0	2-2	0	0	0	0	17		
Nov 06	at Austin Peay	34	26	60	9.0-27	2.0-12	1	0-0	1-0	4	4	0	4-4	0	0	0	0	28		
Nov 13	TENNESSEE STATE	26	30	56	7.0-22	0.0-0	1	1-8	2-28	5	6	0	4-5	0	0	0	0	37		
Opponents		406	339	745	90.0-386	22.0-125	13	10-24	8-43	29	46	4	28-29	0	0	1	237			
Opponents		438	332	770	68.0-254	22.0-151	10	9-10	12-176	23	35	0	30-32	0	0	1	254			

Date	Opponent	Punting										Field Goals			Kickoffs			
		no.	yds	avg	long	blkd	tb	fc	50+	i20	md-att	long	blkd	no.	yds	avg	tb	ob
Sep 4	at Tennessee	10	417	41.7	53	0	0	4	1	2	0-1	0	0	2	85	42.5	0	0
Sep 11	at Southeastern La.	3	147	49.0	53	0	2	1	1	0	1-1	24	0	3	194	64.7	0	0
Sep 18	EASTERN ILLINOIS	6	231	38.5	44	0	0	1	0	3	2-2	31	0	5	261	52.2	0	0
Sep 25	at Murray State	6	252	42.0	52	0	0	2	1	1	0-0	0	0	3	147	49.0	0	0
Sep 30	at Tennessee Tech	3	118	39.3	40	0	1	1	0	0	2-2	28	0	6	260	43.3	0	0
Oct 09	JACKSONVILLE STATE	6	228	38.0	51	0	0	0	1	1	2-2	42	0	5	217	43.4	0	0
Oct 16	EASTERN KENTUCKY	5	204	40.8	48	0	0	1	0	3	1-1	29	0	3	170	56.7	0	0
Oct 21	LAMBUTH	3	114	38.0	44	0	1	0	0	0	1-1	40	0	9	498	55.3	0	0
10-30-1	at Southeast Missouri	6	256	42.7	50	0	1	3	1	4	1-2	28	0	3	129	43.0	0	2
Nov 06	at Austin Peay	5	128	25.6	39	0	0	0	0	1	0-0	0	0	5	245	49.0	0	1
Nov 13	TENNESSEE STATE	6	236	39.3	45	0	0	2	0	1	1-2	34	0	7	331	47.3	0	0
Opponents		59	2331	39.5	53	0	5	15	5	16	11-14	42	0	51	2537	49.7	0	3
Opponents		66	2720	41.2	75	2	3	12	14	25	8-16	40	1	51	3052	59.8	4	2

2010 Statistics



Opponent Game by Game Stats



OPPONENT STATISTICS

Date	Opponent	Rushing				Receiving				Passing				Kick Returns				Punt Returns				tot off
		no.	yds	td	lg	no.	yds	td	lg	cmp-att-int	yds	td	lg	no.	yds	td	lg	no.	yds	td	lg	
Sept 4	at Tennessee	43	332	4	58	17	205	1	42	17-30-1	205	1	42	2	19	0	12	2	-8	0	0	537
Sep 11	at Southeastern La.	40	247	2	39	18	148	0	21	18-38-1	148	0	21	3	63	0	27	0	0	0	0	395
Sep 18	EASTERN ILLINOIS	32	84	1	16	16	138	0	19	16-32-0	138	0	19	3	74	0	38	1	0	0	0	222
Sep 25	at Murray State	40	211	3	27	25	232	3	43	25-37-0	232	3	43	3	75	0	30	3	148	1	91	443
Sep 30	at Tennessee Tech	35	83	0	19	13	207	3	34	13-29-2	207	3	34	6	67	0	30	0	0	0	0	290
Oct 09	JACKSONVILLE STATE	38	172	1	31	8	95	3	22	8-19-1	95	3	22	5	119	0	51	3	47	0	25	267
Oct 16	EASTERN KENTUCKY	43	111	1	33	10	103	0	29	10-19-0	103	0	29	3	66	0	40	2	0	0	1	214
Oct 21	LAMBUTH	32	29	1	27	17	268	1	81	17-28-0	268	1	81	9	115	0	31	0	0	0	0	297
10-30-10	at Southeast Missouri	49	149	3	18	5	108	0	42	5-12-0	108	0	42	1	4	0	4	0	0	0	0	257
Nov 06	at Austin Peay	34	108	0	29	17	139	1	17	17-32-1	139	1	17	4	122	1	95	0	0	0	0	247
Nov 13	TENNESSEE STATE	29	72	0	22	8	51	0	14	8-29-2	51	0	14	5	116	0	46	2	2	0	0	123
		415	1598	16	58	154	1694	12	81	154-305-8	1694	12	81	44	840	1	95	13	189	1	91	3292
UT Martin		401	1689	12	68	199	2637	14	61	199-343-12	2637	14	61	44	874	1	91	28	299	1	50	4326

Games played: 11
 Avg per rush: 3.9
 Avg per catch: 11.0
 Pass efficiency: 104.88
 Kick ret avg: 19.1
 Punt ret avg: 14.5
 All purpose avg/game: 408.8
 Total offense avg/gm: 299.3

Date	Opponent	Tackles				Sacks no-yds	Fumble		Pass Defense			Blkd kick	PAT Attempts			saf	pts
		ua	a	total	tfl-yds		ff	fr-yds	int-yds	qbh	brup		kick	rush	rcv		
Sept 4	at Tennessee	37	24	61	9.0-25	1.0-4	0	0-0	2-54	3	6	0	6-6	0	0	1	50
Sep 11	at Southeastern La.	56	21	77	6.0-31	3.0-27	1	1-0	4-64	4	6	0	3-3	0	0	0	24
Sep 18	EASTERN ILLINOIS	33	44	77	9.0-31	1.0-8	0	0-0	1-4	1	3	0	1-1	0	0	0	10
Sep 25	at Murray State	37	26	63	6.0-32	3.0-27	2	2-0	2-5	1	1	0	7-7	0	0	0	52
Sep 30	at Tennessee Tech	26	81	107	9.0-22	2.0-10	0	0-0	0-0	0	3	0	3-3	0	0	0	24
Oct 09	JACKSONVILLE STATE	46	18	64	6.0-29	3.0-25	0	0-0	1-45	2	5	0	3-4	0	0	0	30
Oct 16	EASTERN KENTUCKY	30	20	50	10.0-43	4.0-27	2	2-0	0-0	4	2	0	1-1	0	0	0	7
Oct 21	LAMBUTH	55	26	81	1.0-2	0.0-0	2	2-10	0-0	3	3	0	3-3	0	0	0	21
10-30-1	at Southeast Missouri	36	26	62	4.0-16	3.0-15	1	1-0	1-4	3	2	0	3-3	0	0	0	24
Nov 06	at Austin Peay	39	34	73	5.0-11	1.0-1	2	1-0	1-0	1	1	0	0-1	0	0	0	12
Nov 13	TENNESSEE STATE	43	12	55	3.0-12	1.0-7	0	0-0	0-0	1	3	0	0-0	0	0	0	0
		438	332	770	68.0-254	22.0-151	10	9-10	12-176	23	35	0	30-32	0	0	1	254
UT Martin		406	339	745	90.0-386	22.0-125	13	10-24	8-43	29	46	4	28-29	0	0	1	237

Date	Opponent	Punting							Field Goals			Kickoffs						
		no.	yds	avg	long	blkd	tb	fc	50+	i20	md-att	long	blkd	no.	yds	avg	tb	ob
Sept 4	at Tennessee	4	163	40.8	45	0	0	2	0	2	2-2	35	0	9	547	60.8	0	0
Sep 11	at Southeastern La.	7	275	39.3	44	0	2	2	0	1	1-2	37	0	5	285	57.0	0	1
Sep 18	EASTERN ILLINOIS	8	373	46.6	75	0	1	2	3	5	1-1	27	0	3	166	55.3	0	0
Sep 25	at Murray State	5	135	27.0	60	2	0	0	1	0	1-3	36	0	9	542	60.2	0	1
Sep 30	at Tennessee Tech	2	94	47.0	49	0	0	0	0	1	1-1	40	0	5	327	65.4	1	0
Oct 09	JACKSONVILLE STATE	6	250	41.7	53	0	0	0	1	4	1-1	22	0	6	389	64.8	2	0
Oct 16	EASTERN KENTUCKY	6	314	52.3	75	0	0	1	4	4	0-3	0	1	2	130	65.0	0	0
Oct 21	LAMBUTH	6	253	42.2	52	0	0	2	1	1	0-0	0	0	3	168	56.0	0	0
10-30-1	at Southeast Missouri	6	189	31.5	38	0	0	2	0	1	1-1	24	0	5	281	56.2	0	0
Nov 06	at Austin Peay	7	299	42.7	57	0	0	0	2	1	0-1	0	0	3	180	60.0	1	0
Nov 13	TENNESSEE STATE	9	375	41.7	53	0	0	1	2	5	0-1	0	0	1	37	37.0	0	0
		66	2720	41.2	75	2	3	12	14	25	8-16	40	1	51	3052	59.8	4	2
UT Martin		59	2331	39.5	53	0	5	15	5	16	11-14	42	0	51	2537	49.7	0	3

2010 Statistics



Individual Season / Career Stats



SEASON

CAREER

Rushing	gp	att	gain	loss	net	avg	td	lg	avg/g	gp	att	gain	loss	net	avg	td	lg	avg/g
MCNAIR, Jason	11	125	598	51	547	4.4	2	68	49.7	20	186	912	73	839	4.5	6	68	42.0
BARKSDALE, Tevi	10	82	493	14	479	5.8	3	49	47.9	19	97	561	20	541	5.6	4	49	28.5
MCNEIL, DJ	11	52	276	14	262	5.0	0	56	23.8	11	52	276	14	262	5.0	0	56	23.8
WILLIAMS, AJ	11	40	223	0	223	5.6	1	24	20.3	11	40	223	0	223	5.6	1	24	20.3
MCNAIR, Julius	11	21	88	0	88	4.2	2	22	8.0	21	21	88	0	88	4.2	2	22	4.2
TAYLOR, Maurice	10	4	43	7	36	9.0	0	16	3.6	11	4	43	7	36	9.0	0	16	3.3
HOOK, Joe	11	1	29	0	29	29.0	0	29	2.6	22	1	29	0	29	29.0	0	29	1.3
BARFIELD, Kevin	7	2	17	0	17	8.5	0	15	2.4	7	2	17	0	17	8.5	0	15	2.4
PERRY, Jarvis	9	1	10	0	10	10.0	1	10	1.1	19	5	31	0	31	6.2	1	10	1.6
JORDAN, Corey	8	3	8	1	7	2.3	0	6	0.9	8	3	8	1	7	2.3	0	6	0.9
SHIVER, Stephen	11	1	5	0	5	5.0	0	5	0.5	34	1	5	0	5	5.0	0	5	0.1
BLANKS, Cedric	1	1	3	0	3	3.0	0	3	3.0	1	1	3	0	3	3.0	0	3	3.0
JONES, Kenny	10	1	1	0	1	1.0	1	1	0.1	32	8	27	0	27	3.4	1	9	0.8
CARR, Derek	11	55	158	157	1	0.0	2	17	0.1	18	57	161	165	-4	-0.1	2	17	-0.2
TEAM	9	12	0	19	-19	-1.6	0	0	-2.1	89	39	0	125	-125	-3.2	0	0	-1.4
Total	11	401	1952	263	1689	4.2	12	68	153.5									
Opponents	11	415	1975	377	1598	3.9	16	58	145.3									

Passing	gp	effic	comp-att-int	pct	yds	td	lg	avg/g	gp	effic	comp-att-int	pct	yds	td	lg	avg/g
CARR, Derek	11	129.12	191-328-12	58.2	2543	13	61	231.2	18	126.70	201-349-13	57.6	2670	13	61	148.3
MCNAIR, Julius	11	82.55	4-8-0	50.0	31	0	13	2.8	21	82.55	4-8-0	50.0	31	0	13	1.5
MCNAIR, Jason	11	392.00	3-3-0	100.0	65	1	23	5.9	20	392.00	3-3-0	100.0	65	1	23	3.2
HARDEGREE, Bill	3	41.60	1-2-0	50.0	-2	0	0	-0.7	4	41.60	1-2-0	50.0	-2	0	0	-0.5
HOOK, Joe	11	0.00	0-1-0	0.0	0	0	0	0.0	22	0.00	0-1-0	0.0	0	0	0	0.0
TEAM	9	0.00	0-1-0	0.0	0	0	0	0.0	89	0.00	0-4-0	0.0	0	0	0	0.0
Total	11	129.07	199-343-12	58.0	2637	14	61	239.7								
Opponents	11	104.88	154-305-8	50.5	1694	12	81	154.0								

Receiving	gp	no.	yds	avg	td	lg	avg/g	gp	no.	yds	avg	td	lg	avg/g
SHIVER, Stephen	11	36	634	17.6	5	55	57.6	34	73	1177	16.1	8	55	34.6
MCNAIR, Jason	11	28	199	7.1	0	31	18.1	20	35	340	9.7	1	73	17.0
CHAMBERLAIN, Da	10	20	283	14.1	4	53	28.3	20	27	348	12.9	4	53	17.4
THOMPSON, Chris	11	19	239	12.6	1	54	21.7	12	19	239	12.6	1	54	19.9
JONES, Kenny	10	16	248	15.5	0	45	24.8	32	37	527	14.2	5	62	16.5
TAYLOR, Maurice	10	15	209	13.9	0	52	20.9	11	15	209	13.9	0	52	19.0
MILLIGAN, Bryan	7	14	192	13.7	2	42	27.4	16	32	414	12.9	3	42	25.9
BARKSDALE, Tevi	10	12	29	2.4	0	8	2.9	19	12	29	2.4	0	8	1.5
EVERETT, Ben	11	10	133	13.3	0	42	12.1	21	10	133	13.3	0	42	6.3
PERRY, Jarvis	9	9	136	15.1	0	61	15.1	19	15	191	12.7	0	61	10.1
STANLEY, Taylor	8	5	109	21.8	1	47	13.6	16	7	131	18.7	1	47	8.2
HAMRICK, Rhett	7	4	56	14.0	0	25	8.0	8	5	75	15.0	0	25	9.4
JORDAN, Corey	8	3	90	30.0	1	52	11.2	8	3	90	30.0	1	52	11.2
WILLIAMS, AJ	11	3	28	9.3	0	15	2.5	11	3	28	9.3	0	15	2.5
MCNEIL, DJ	11	2	26	13.0	0	20	2.4	11	2	26	13.0	0	20	2.4
CARR, Derek	11	1	23	23.0	0	23	2.1	18	1	23	23.0	0	23	1.3
SAMPLES, Chase	4	1	5	5.0	0	5	1.2	5	1	5	5.0	0	5	1.0
BARFIELD, Kevin	7	1	-2	-2.0	0	0	-0.3	7	1	-2	-2.0	0	0	-0.3
Total	11	199	2637	13.3	14	61	239.7							
Opponents	11	154	1694	11.0	12	81	154.0							

2010 Statistics



Individual Season / Career Stats



	SEASON						CAREER					
	g	plays	rush	pass	total	avg/g	g	plays	rush	pass	total	avg/g
Total Offense												
CARR, Derek	11	383	1	2543	2544	231.3	18	406	-4	2670	2666	148.1
MCNAIR, Jason	11	128	547	65	612	55.6	20	189	839	65	904	45.2
BARKSDALE, Tevi	10	82	479	0	479	47.9	19	97	541	0	541	28.5
MCNEIL, DJ	11	52	262	0	262	23.8	11	52	262	0	262	23.8
WILLIAMS, AJ	11	40	223	0	223	20.3	11	40	223	0	223	20.3
MCNAIR, Julius	11	29	88	31	119	10.8	21	29	88	31	119	5.7
TAYLOR, Maurice	10	4	36	0	36	3.6	11	4	36	0	36	3.3
HOOK, Joe	11	2	29	0	29	2.6	22	2	29	0	29	1.3
BARFIELD, Kevin	7	2	17	0	17	2.4	7	2	17	0	17	2.4
PERRY, Jarvis	9	1	10	0	10	1.1	19	5	31	0	31	1.6
JORDAN, Corey	8	3	7	0	7	0.9	8	3	7	0	7	0.9
SHIVER, Stephen	11	1	5	0	5	0.5	34	1	5	0	5	0.1
BLANKS, Cedric	1	1	3	0	3	3.0	1	1	3	0	3	3.0
JONES, Kenny	10	1	1	0	1	0.1	32	8	27	0	27	0.8
HARDEGREE, Bill	3	2	0	-2	-2	-0.7	4	2	0	-2	-2	-0.5
TEAM	9	13	-19	0	-19	-2.1	89	43	-125	0	-125	-1.4
Total	11	744	1689	2637	4326	393.3						
Opponents	11	720	1598	1694	3292	299.3						

Scoring	td	fg	PAT				dxp	saf	pts	td	fg	PAT				dxp	saf	pts
			kick	rush	rcv	pass						kick	rush	rcv	pass			
SANDLIN, Cody	-	11-14	28-29	-	-	-	-	-	61	-	11-14	28-29	-	-	-	-	-	61
SHIVER, Stephen	5	-	-	-	-	-	-	30	8	-	-	-	-	-	-	-	48	
CHAMBERLAIN, Da	4	-	-	-	-	-	-	24	4	-	-	-	-	-	-	24		
BARKSDALE, Tevi	3	-	-	-	-	-	-	18	4	-	-	-	-	-	-	24		
CARR, Derek	2	-	-	-	-	-	-	12	2	-	-	-	-	-	-	12		
MILLIGAN, Bryan	2	-	-	-	-	-	-	12	3	-	-	-	-	-	-	18		
MCNAIR, Jason	2	-	-	-	-	-	-	12	7	-	-	0-1	-	-	-	42		
WILLIAMS, AJ	2	-	-	-	-	-	-	12	2	-	-	-	-	-	-	12		
MCNAIR, Julius	2	-	-	-	-	-	-	12	2	-	-	-	-	-	-	12		
PERRY, Jarvis	1	-	-	-	-	-	-	6	1	-	-	-	-	-	-	6		
JORDAN, Corey	1	-	-	-	-	-	-	6	1	-	-	-	-	-	-	6		
JONES, Kenny	1	-	-	-	-	-	-	6	6	-	-	-	-	-	-	36		
THOMPSON, Chris	1	-	-	-	-	-	-	6	1	-	-	-	-	-	-	6		
ROTTERO, Nate	1	-	-	-	-	-	-	6	1	-	-	-	-	-	-	6		
STANLEY, Taylor	1	-	-	-	-	-	-	6	1	-	-	-	-	-	-	6		
DANIEL, Erick	1	-	-	-	-	-	-	6	1	-	-	-	-	-	-	6		
CARNEY, Aaron	-	-	-	-	-	-	-	1	2	-	-	-	-	-	-	1	2	
Total	29	11-14	28-29	-	-	-	-	1	237									
Opponents	33	8-16	30-32	-	-	0-1	-	1	254									

Punt Returns	no.	yds	avg	td	lg	no.	yds	avg	td	lg
MCNAIR, Jason	4	16	4.0	0	8	6	49	8.2	0	18
MILLIGAN, Bryan	3	21	7.0	0	14	18	95	5.3	0	21
WATHEN, Dean	2	40	20.0	0	0	2	40	20.0	0	0
DUNAVANT, Joe	1	0	0.0	0	0	1	0	0.0	0	0
WELCH, Derek	1	24	24.0	0	24	1	24	24.0	0	24
DANIEL, Erick	0	3	0.0	1	3	0	3	0.0	1	3
Total	28	299	10.7	1	50					
Opponents	13	189	14.5	1	91					

2010 Statistics



Individual Season / Career Stats



SEASON

CAREER

Kick Returns	no.	yds	avg	td	lg	no.	yds	avg	td	lg
WILLIAMS, AJ	27	688	25.5	1	91	27	688	25.5	1	91
BARFIELD, Kevin	5	59	11.8	0	23	5	59	11.8	0	23
BARKSDALE, Tevi	3	18	6.0	0	12	21	433	20.6	0	61
FLENORL, Fred	3	30	10.0	0	16	3	30	10.0	0	16
MCNAIR, Jason	3	62	20.7	0	25	19	390	20.5	0	40
JORDAN, Corey	1	6	6.0	0	6	1	6	6.0	0	6
TEAM	1	0	0.0	0	0	2	0	0.0	0	0
PERRY, Jarvis	1	11	11.0	0	11	1	11	11.0	0	11
Total	44	874	19.9	1	91					
Opponents	44	840	19.1	1	95					

Interceptions	no.	yds	avg	td	lg	no.	yds	avg	td	lg
HARPER, Kendal	3	6	2.0	0	6	4	6	1.5	0	6
UTLEY, Jonathan	2	9	4.5	0	8	3	19	6.3	0	10
WELCH, Derek	1	0	0.0	0	0	1	0	0.0	0	0
ROTTERO, Nate	1	28	28.0	1	28	1	28	28.0	1	28
NWANKWO, Obi	1	0	0.0	0	0	1	0	0.0	0	0
Total	8	43	5.4	1	28					
Opponents	12	176	14.7	2	54					

Fumble Returns	no.	yds	avg	td	lg	no.	yds	avg	td	lg
BEY, Josh	1	7	7.0	0	7	1	7	7.0	0	7
JONES, Karlos	1	9	9.0	0	9	1	9	9.0	0	9
COX, Tim	1	8	8.0	0	8	2	12	6.0	0	8
Total	3	24	8.0	0	9					
Opponents	1	10	10.0	1	10					

All Purpose	g	rush	rcv	pr	kr	ir	total	avg/g	g	rush	rcv	pr	kr	ir	total	avg/g
WILLIAMS, AJ	11	223	28	0	688	0	939	85.4	11	223	28	0	688	0	939	85.4
MCNAIR, Jason	11	547	199	16	62	0	824	74.9	20	839	340	49	390	0	1618	80.9
SHIVER, Stephe	11	5	634	0	0	0	639	58.1	34	5	1177	0	0	0	1182	34.8
BARKSDALE, Te	10	479	29	0	18	0	526	52.6	19	541	29	0	433	0	1003	52.8
MCNEIL, DJ	11	262	26	0	0	0	288	26.2	11	262	26	0	0	0	288	26.2
CHAMBERLAIN,	10	0	283	0	0	0	283	28.3	20	0	348	0	0	0	348	17.4
JONES, Kenny	10	1	248	0	0	0	249	24.9	32	27	527	0	0	0	554	17.3
TAYLOR, Mauric	10	36	209	0	0	0	245	24.5	11	36	209	0	0	0	245	22.3
THOMPSON, Ch	11	0	239	0	0	0	239	21.7	12	-1	239	0	0	0	238	19.8
MILLIGAN, Bryan	7	0	192	21	0	0	213	30.4	16	0	414	95	48	0	557	34.8
ESTELLE, CJ	10	0	0	195	0	0	195	19.5	10	0	0	195	0	0	195	19.5
PERRY, Jarvis	9	10	136	0	11	0	157	17.4	19	31	191	0	11	0	233	12.3
EVERETT, Ben	11	0	133	0	0	0	133	12.1	21	0	133	0	0	0	133	6.3
STANLEY, Taylo	8	0	109	0	0	0	109	13.6	16	0	131	0	0	0	131	8.2
JORDAN, Corey	8	7	90	0	6	0	103	12.9	8	7	90	0	6	0	103	12.9
MCNAIR, Julius	11	88	0	0	0	0	88	8.0	21	88	0	0	0	0	88	4.2
BARFIELD, Kevi	7	17	-2	0	59	0	74	10.6	7	17	-2	0	59	0	74	10.6
HAMRICK, Rhett	7	0	56	0	0	0	56	8.0	8	0	75	0	0	0	75	9.4
WATHEN, Dean	11	0	0	40	0	0	40	3.6	11	0	0	40	0	0	40	3.6
FLENORL, Fred	9	0	0	0	30	0	30	3.3	9	0	0	0	30	0	30	3.3
HOOK, Joe	11	29	0	0	0	0	29	2.6	22	29	0	0	0	0	29	1.3
ROTTERO, Nate	11	0	0	0	0	28	28	2.5	20	0	0	0	0	28	28	1.4
CARR, Derek	11	1	23	0	0	0	24	2.2	18	-4	23	0	0	0	19	1.1
WELCH, Derek	10	0	0	24	0	0	24	2.4	16	0	0	24	0	0	24	1.5
UTLEY, Jonatha	11	0	0	0	0	9	9	0.8	34	0	0	0	0	19	19	0.6
HARPER, Kendal	11	0	0	0	0	6	6	0.5	32	0	0	6	1	6	13	0.4
SAMPLES, Chas	4	0	5	0	0	0	5	1.2	5	0	5	0	0	0	5	1.0
BLANKS, Cedric	1	3	0	0	0	0	3	3.0	1	3	0	0	0	0	3	3.0
DANIEL, Erick	8	0	0	3	0	0	3	0.4	34	0	0	3	15	0	18	0.5
TEAM	9	-19	0	0	0	0	-19	-2.1	89	-125	0	0	0	0	-125	-1.4
Total	11	1689	2637	299	874	43	5542	503.8								
Opponents	11	1598	1694	189	840	176	4497	408.8								

2010 Statistics



Individual Season / Career Stats



SEASON

CAREER

Field Goals	att	good	long	blkd		att	good	long	blkd
SANDLIN, Cody	14	11	42	0		14	11	42	0
Total	14	11	42	0					
Opponents	16	8	40	1					

Punting		no.	yds	avg	lg	blk		no.	yds	avg	lg	blk
HOOK, Joe		52	2105	40.5	53	0		93	3609	38.8	53	2
CARR, Derek		7	226	32.3	44	0		7	226	32.3	44	0
Total		59	2331	39.5	53	0						
Opponents		66	2720	41.2	75	2						

Kickoffs	no.	yds	avg	tb	ob		no.	yds	avg	tb	ob
SANDLIN, Cody	44	2206	50.1	0	2		78	4280	54.9	3	4
HOOK, Joe	7	331	47.3	0	1		7	331	47.3	0	1
Total	51	2537	49.7	0	3						
Opponents	51	3052	59.8	4	2						

2010 Statistics

Individual Superlatives

Rushes	25	MCNAIR, Jason vs Eastern Illinois (Sep 18, 2010)
Yards Rushing	134	BARKSDALE, Tevi at Tennessee Tech (Sep 30, 2010)
TD Rushes	1	BARKSDALE, Tevi vs Eastern Illinois (Sep 18, 2010)
	1	MCNAIR, Jason vs Eastern Illinois (Sep 18, 2010)
	1	CARR, Derek at Tennessee Tech (Sep 30, 2010)
	1	BARKSDALE, Tevi at Tennessee Tech (Sep 30, 2010)
	1	MCNAIR, Julius vs Lambuth (Oct 21, 2010)
	1	BARKSDALE, Tevi vs Lambuth (Oct 21, 2010)
	1	PERRY, Jarvis vs Lambuth (Oct 21, 2010)
	1	WILLIAMS, AJ at Southeast Missouri (10-30-10)
	1	JONES, Kenny at Austin Peay (Nov 06, 2010)
	1	MCNAIR, Julius vs Tennessee State (Nov 13, 2010)
	1	CARR, Derek vs Tennessee State (Nov 13, 2010)
	1	MCNAIR, Jason vs Tennessee State (Nov 13, 2010)
Long Rush	68	MCNAIR, Jason vs Eastern Illinois (Sep 18, 2010)
Pass attempts	50	CARR, Derek vs Jacksonville State (Oct 09, 2010)
Pass completions	31	CARR, Derek vs Jacksonville State (Oct 09, 2010)
Yards Passing	390	CARR, Derek at Southeastern La. (Sep 11, 2010)
TD Passes	4	CARR, Derek vs Lambuth (Oct 21, 2010)
Long Pass	61	CARR, Derek vs Jacksonville State (Oct 09, 2010)
Receptions	9	MCNAIR, Jason vs Jacksonville State (Oct 09, 2010)
Yards Receiving	147	SHIVER, Stephen vs Tennessee State (Nov 13, 2010)
TD Receptions	3	SHIVER, Stephen vs Lambuth (Oct 21, 2010)
Long Reception	61	PERRY, Jarvis vs Jacksonville State (Oct 09, 2010)
Field Goals	2	SANDLIN, Cody vs Eastern Illinois (Sep 18, 2010)
	2	SANDLIN, Cody at Tennessee Tech (Sep 30, 2010)
	2	SANDLIN, Cody vs Jacksonville State (Oct 09, 2010)
Long Field Goal	42	SANDLIN, Cody vs Jacksonville State (Oct 09, 2010)
Punts	10	HOOK, Joe at Tennessee (Sept 4, 2010)
Punting Avg	49.0	HOOK, Joe at Southeastern La. (Sep 11, 2010)
Long Punt	53	HOOK, Joe at Tennessee (Sept 4, 2010)
	53	HOOK, Joe at Southeastern La. (Sep 11, 2010)
Long Punt Return	50	ESTELLE, CJ at Austin Peay (Nov 06, 2010)
Long Kickoff Return	91	WILLIAMS, AJ at Southeast Missouri (10-30-10)
Tackles	12	BEY, Josh at Tennessee Tech (Sep 30, 2010)
	12	BEY, Josh vs Jacksonville State (Oct 09, 2010)
Sacks	2.0	NALLS, Darrin vs Eastern Illinois (Sep 18, 2010)
	2.0	COX, Tim vs Eastern Kentucky (Oct 16, 2010)
	2.0	DARDEN, Justin vs Eastern Kentucky (Oct 16, 2010)
Tackles For Loss	4.5	BEY, Josh vs Eastern Kentucky (Oct 16, 2010)
Interceptions	1	HARPER, Kendal at Tennessee (Sept 4, 2010)
	1	UTLEY, Jonathan at Southeastern La. (Sep 11, 2010)
	1	HARPER, Kendal at Tennessee Tech (Sep 30, 2010)
	1	UTLEY, Jonathan at Tennessee Tech (Sep 30, 2010)
	1	NWANKWO, Obi vs Jacksonville State (Oct 09, 2010)
	1	HARPER, Kendal at Austin Peay (Nov 06, 2010)
	1	WELCH, Derek vs Tennessee State (Nov 13, 2010)
	1	ROTTERO, Nate vs Tennessee State (Nov 13, 2010)

2010 Statistics

Team Superlatives

Rushes	55	at Tennessee Tech (Sep 30, 2010)
Yards Rushing	311	vs Lambuth (Oct 21, 2010)
Yards Per Rush	6.3	vs Lambuth (Oct 21, 2010)
TD Rushes	3	vs Lambuth (Oct 21, 2010)
	3	vs Tennessee State (Nov 13, 2010)
Pass attempts	50	vs Jacksonville State (Oct 09, 2010)
Pass completions	31	vs Jacksonville State (Oct 09, 2010)
Yards Passing	390	at Southeastern La. (Sep 11, 2010)
Yards Per Pass	12.7	at Austin Peay (Nov 06, 2010)
TD Passes	4	vs Lambuth (Oct 21, 2010)
Total Plays	79	vs Lambuth (Oct 21, 2010)
Total Offense	525	at Southeastern La. (Sep 11, 2010)
Yards Per Play	8.3	vs Tennessee State (Nov 13, 2010)
Points	52	vs Lambuth (Oct 21, 2010)
Sacks By	5	vs Eastern Kentucky (Oct 16, 2010)
First Downs	27	vs Lambuth (Oct 21, 2010)
Penalties	12	vs Tennessee State (Nov 13, 2010)
Penalty Yards	135	vs Tennessee State (Nov 13, 2010)
Turnovers	5	at Southeastern La. (Sep 11, 2010)
Interceptions By	2	at Tennessee Tech (Sep 30, 2010)
	2	vs Tennessee State (Nov 13, 2010)

Looking Back at 2010 Game-By-Game

UT Martin 0 0 0 0 - 0
Tennessee 13 7 23 7 - 50

KNOXVILLE, Tenn. - Despite the lack of production on offense, The University of Tennessee at Martin Skyhawks managed to keep things in perspective for a half against the Tennessee Volunteers Saturday night in Neyland Stadium in front of 99, 123 fans.

Unfortunately the Vols, under the direction of first-year head coach Derek Dooley, out manned the Skyhawks in the season opener for both teams and cruised to a 50-0 victory over the Skyhawks.

The Vols threatened on their first drive of the game but had to settle for a field goal. At the end of the first half, the Vols led 20-0.

The Skyhawks didn't have many highlights in the first half, but junior safety Kendall Harper from Trenton, Tenn., recovered a Gerald Jones fumble with 8:30 to play in the first quarter. Harper also intercepted a pass late in the third quarter.

The Vols scored 30 unanswered points in the second half, 23 in the third quarter alone. Of the 30 points, 21 points were the results of big plays - a 58-yard run; a 42-yard pass; and a 54-yard interception return.



Notes

- UT Martin's 57-game scoring streak came to an end tonight with Tennessee's 50-0 victory. The scoring streak was the third longest in the Ohio Valley Conference. The last time the Skyhawks were shut out was Nov. 13, 2004 vs. Murray State.

- Junior strong safety Kendal Harper, from Trenton, Tenn., came up with a pair of turnovers for the Skyhawks. He had a fumble recovery and an interception. The Skyhawks also had a couple of other pairs in the game. UT Martin called two of its three time-outs in the first half in the first eight minutes of the game, and two of the Skyhawks four first-quarter penalties were delay of game calls. The Skyhawks also used two quarterbacks in the first half, Derek Carr and Julius McNair.

- Today's official attendance of 99, 123 is the largest crowd ever to see UT Martin play football.

STATS

SCORING SUMMARY

1st	UT Lincoln 21 field goal
	UT Oku 44 run
	UT Lincoln 35 field goal
2nd	UT Poole 24 run
3rd	UT Moore 58 run
	UT Moore 42 run
	UT Poole 14 run
	UT Team safety
4th	UT Waggner 54 interception

	UTM	UT
First Downs	3	23
Rushes-Yards	29-56	43-332
Passing Yards	86	205
Passes Att-Comp-Int	26-11-2	30-17-1
Total Offense Plays-Yards	55-142	73-537
Fumble Returns-Yards	0-0	0-0
Punt Returns-Yards	1-0	2-8
Kickoff Returns-Yards	9-100	2-19
Interception Returns-Yards	1-6	2-54
Punts(Number-Avg)	10-41.7	4-40.8
Fumbles-Lost	3-0	2-1
Penalties-Yards	11-83	5-25
Possession Time	26:39	33:21
Third-Down Conversions	2-17	5-15
Fourth-Down Conversions	0-1	0-2
Red-Zone Scores-Chances	0-0	4-5

UT MARTIN					TENNESSEE				
Rushing	Att	Yds	TD	Lg	Rushing	Att	Yds	TD	Lg
McNair, Ju.	6	34	0	22	Poole	17	110	2	24
Taylor	1	16	0	16	Neal	9	79	0	40
Passing	C-A-I	Yds	TD	Lg	Passing	C-A-I	Yds	TD	Lg
Carr	9-22-2	66	0	30	Simms	14-24-0	181	1	42
Receiving	No	Yds	TD	Lg	Receiving	No	Yds	TD	Lg
Thompson	3	38	0	30	Jones	6	86	0	37
Everett	2	21	0	13	Moore	4	66	1	42

Looking Back at 2010 Game-By-Game

UT Martin 0 0 10 0 - 10
SE La. 7 10 0 7 - 24

HAMMOND, La. - Redshirt sophomores Derek Carr and Jason McNair showed football fans at The University of Tennessee at Martin that the Skyhawk offense is capable of making big plays and scoring points.

Unfortunately five turnovers led to the Skyhawks demise Saturday night at Southeastern Louisiana's Strawberry Stadium. Zeke Jones and Sam Fairley each rushed for 108 yards and a touchdown to lead the host Lions to a 24-10 victory over the Skyhawks.

The Skyhawks scored 10 unanswered points in the third quarter. Sophomore Cody Sandlin kicked a 24-yard field goal to cap off a 10-play 58-yard drive. Carr threw his first career touchdown pass, a 54-yard bomb to wide receiver Chris Thompson with 6:34 to play in the third quarter. With the touchdown the Skyhawks cut Southeastern's lead to 17-10.

Jones and the Lions scored via a 39-yard run on their first possession of the game to take a 7-0 lead in the first quarter. Fairley scored on a 26-yard run in the second quarter and Seth Sebastian tacked on a 37-yard field goal to give the Lions a 17-0 lead at the half.

Southeastern regrouped in the fourth quarter and sealed the victory with a fake punt and an interception. Punter Beau Mothe rushed for 18 yards and a first down on fourth-and-six. The first down led to four more plays for the Lions before they had to punt. After a 39-yard punt, the Skyhawks found themselves at their own 3 yard line. Carr completed a 4-yard pass to McNair, but his second pass of the drive was intercepted by Southeastern's Tommy Connors and returned 12 yards for a touchdown.



Notes

- Before sophomore Cody Sandlin's first career field goal, a 34-yarder with 10:18 to play in the third quarter against South-eastern, the Skyhawks were held scoreless for the first six quarters of the 2010 season.
- UT Martin fifth-year head coach Jason Simpson coached the first half of tonight's game from the fifth-floor pressbox at Strawberry Stadium because he was suffering from a kidney stone. The change of venue marks the first time in five years Simpson has not been on the sidelines.
- Red-shirt sophomore Jason McNair had a career-best 67-yard rushing attempt in the second quarter. The drive ended at the Southeastern 16 yard line as the Skyhawks failed to convert on fourth-and-one. McNair recorded his first career 100-yard plus rushing game. He had 24 carries for 132 yards.

STATS

SCORING SUMMARY

1st	SLU Jones 39 run
2nd	SLU Fairley 26 run SLU Sebastian 37 field goal
3rd	UTM Sandlin 24 field goal UTM Thompson 54 pass from Carr
4th	SLU Connors 12 interception

	<u>UTM</u>	<u>SLU</u>
First Downs	16	19
Rushes-Yards	32-135	40-247
Passing Yards	390	148
Passes Att-Comp-Int	41-20-4	38-18-1
Total Offense Plays-Yards	73-525	78-395
Fumble Returns-Yards	0-0	0-0
Punt Returns-Yards	2-1	0-0
Kickoff Returns-Yards	4-57	3-63
Interception Returns-Yards	1-8	4-64
Punts(Number-Avg)	3-49.0	7-39.3
Fumbles-Lost	1-1	0-0
Penalties-Yards	8-63	6-50
Possession Time	30:10	29:50
Third-Down Conversions	7-17	10-21
Fourth-Down Conversions	1-6	1-1
Red-Zone Scores-Chances	1-4	1-1

UT MARTIN					SOUTHEASTERN LA.				
Rushing	Att	Yds	TD	Lg	Rushing	Att	Yds	TD	Lg
McNair, Ja.	24	132	0	67	Jones	17	108	1	39
Barfield	1	15	0	15	Fairley	15	108	1	33
Passing	C-A-I	Yds	TD	Lg	Passing	C-A-I	Yds	TD	Lg
Carr	20-41-4	390	1	54	Young	18-38-1	148	0	21
Receiving	No	Yds	TD	Lg	Receiving	No	Yds	TD	Lg
Shiver	3	82	0	50	Collins	6	60	0	21
Jones	3	78	0	42	Yarborough	6	39	0	15

Looking Back at 2010 Game-By-Game

UT Martin	0	14	3	3	- 20
EIU	7	3	0	0	- 10

MARTIN, Tenn. - The University of Tennessee at Martin football team opened the home portion of its schedule with a convincing 20-10 victory over Eastern Illinois Saturday night at Hardy M. Graham Stadium.

Sophomores Jason McNair and Tevin Barksdale scored touchdowns, while Cody Sandlin kicked two field goals as the Skyhawks came-from-behind for their first victory of the season.

While the offensive prowess of McNair and Barksdale running the ball thrilled the Skyhawk faithful, it was the tenacious Skyhawk defense that dominated the Ohio Valley Conference opener for both teams. The Skyhawks limited the Panthers to 222 yards of total offense, 84 yards of rushing and 138 yards of passing.

The UT Martin defense made its presence known early in the game forcing the Panthers to punt on their first possession. The Skyhawks limited the Panthers to 65 yards of offense on 11 plays. EIU managed to take advantage of a Skyhawk turnover and took a 7-0 lead in the first quarter.

The Skyhawks countered in the second quarter when sophomore Jason McNair ran 68 yards for a touchdown. McNair turned in his second consecutive 100 yards or more rushing game. He rushed 15 times for 130 yards.

EIU took a 10-7 lead with 5:58 to play in the first half when Cameron Berra kicked a 27-yard field goal. Barksdale put the Skyhawks on top for good when he raced 49 yards on second-and-two.



Notes

- The Skyhawk defense turned in a stellar game with four sacks for a loss of 15 yards and eight tackles for a loss of 27 yards. The Skyhawks gave up 222 total yards of offense, 138 passing yards and just 84 rushing yards.
- Redshirt sophomore Darrin Nalls had five total tackles, four solos, two sacks, 2.5, tfl, and two forced fumbles in the win. Nalls two forced fumbles were in the fourth quarter. The Skyhawks took advantage of the first fumble and went 17 yards on seven plays before settling for a 26-yard Cody Sandlin field goal. Nalls sacked the EIU quarterback for a loss of three yards and forced his second fumble of the game. The Skyhawks ran out the clock on the second forced fumble.
- Sophomore kicker Cody Sandlin accounted for eight points in the game - a career-high - with two field goals and two PATS.

STATS

SCORING SUMMARY

1st	EIU Williams 1 run
2nd	UTM McNair, Ja. 68 run EIU Berra 27 field goal UTM Barksdale 49 run
3rd	UTM Sandlin 31 field goal
4th	UTM Sandlin 26 field goal

	UTM	EIU
First Downs	17	13
Rushes-Yards	38-191	32-84
Passing Yards	211	138
Passes Att-Comp-Int	31-21-1	32-16-0
Total Offense Plays-Yards	69-402	64-222
Fumble Returns-Yards	1-7	0-0
Punt Returns-Yards	3-16	1-0
Kickoff Returns-Yards	2-44	3-74
Interception Returns-Yards	0-0	1-4
Punts(Number-Avg)	6-38.5	8-46.6
Fumbles-Lost	0-0	2-2
Penalties-Yards	9-62	4-20
Possession Time	31:29	28:31
Third-Down Conversions	6-14	1-14
Fourth-Down Conversions	0-1	1-2
Red-Zone Scores-Chances	2-2	2-2

UT MARTIN					EASTERN ILLINOIS				
Rushing	Att	Yds	TD	Lg	Rushing	Att	Yds	TD	Lg
McNair	25	130	1	68	Potempa	10	3	0	16
Barksdale	5	75	1	15	Williams, M.	10	24	1	8
Passing	C-A-I	Yds	TD	Lg	Passing	C-A-I	Yds	TD	Lg
Carr	21-31-1	211	0	37	Large	16-32-0	138	0	19
Receiving	No	Yds	TD	Lg	Receiving	No	Yds	TD	Lg
Shiver	5	57	0	21	Lora	11	102	0	19
Thompson	2	42	0	37	Ricks	2	24	0	16

Looking Back at 2010 Game-By-Game

UT Martin 7 7 2 0 - 16
Murray St. 28 14 3 7 - 52


MARTIN, Tenn. - For the first time in five years, The University of Tennessee at Martin football team lost to arch-rival Murray State. The host Racers scored 42 first-half points and never looked back en route to the convincing 52-16 victory.

Despite fumbling on the opening kickoff the Racers dominated every aspect of the Ohio Valley Conference game. The Racers outgained the Skyhawks 325 - 152 in the first half.

Murray State led 21-0 before the Skyhawks could get on the scoreboard. Senior Bryant Milligan caught a 14-yard touchdown pass from sophomore quarterback Derek Carr with 3:34 to play in the first quarter. It was Bryant's first touchdown of the year and Carr's second TD pass of the year.

The Skyhawks scored just before the half when freshman Dean Wathen blocked a punt and senior Erik Daniel recovered the loose ball in the end zone. Murray State led at the break, 42-14.

The Skyhawk defense shut down the Racers in the third quarter and only gave up 32 yards of offense and a 36-yard field goal. Wathen blocked his second punt of the game in the third quarter, but this time, the Skyhawks settled for a safety when Aaron Carney tackled Murray State's Arlester McKinnon in the end zone.



Notes

- Skyhawk quarterbacks Derek Carr and Julius McNair completed a combined 22 of 43 passes to nine different receivers.
- Murray State's 52 points marks the second time this season the Skyhawks have allowed 50 or more points. The Skyhawks gave up 50 points to Tennessee in the season opener.
- The 52 points scored by Murray State is the most points the Racers have scored against UT Martin since 1999 (62-14) at Roy Stewart Stadium in Murray, Ky.
- UT Martin junior AJ Williams (5-9, 202, LaGrange, Ga.) returned eight kickoffs for a total of 186 yards against the Racers.

STATS

SCORING SUMMARY

1st	MUR Johnson 91 punt return
	MUR Brockman 10 pass from Rothman
	MUR Brady 2 run
	UTM Milligan 14 pass from Carr
	MUR Powell 9 pass from Ehrhardt
2nd	MUR Harris 25 pass from Ehrhardt
	MUR Brockman 14 run
	UTM Daniel 3 blocked punt
3rd	MUR Cullen 36 field goal
	UTM Carney Safety
4th	MUR Harris 1 run

First Downs	21	25
Rushes-Yards	27-91	40-211
Passing Yards	200	232
Passes Att-Comp-Int	43-22-2	37-25-0
Total Offense Plays-Yards	70-291	77-443
Fumble Returns-Yards	0-0	0-0
Punt Returns-Yards	5-55	3-148
Kickoff Returns-Yards	8-186	3-75
Interception Returns-Yards	0-0	2-5
Punts(Number-Avg)	6-42.0	5-27.0
Fumbles-Lost	3-2	1-1
Penalties-Yards	10-74	7-54
Possession Time	31:27	28:26
Third-Down Conversions	4-14	7-14
Fourth-Down Conversions	0-4	0-1
Red-Zone Scores-Chances	1-3	6-7

UTM

MUR

UT MARTIN

Rushing	Att	Yds	TD	Lg
Barksdale	7	49	0	18
McNair, Ja.	10	33	0	14
Passing	C-A-I	Yds	TD	Lg
Carr	20-36-2	189	1	27
Receiving	No	Yds	TD	Lg
Taylor	5	43	0	16
Milligan	3	43	1	17

MURRAY STATE

Rushing	Att	Yds	TD	Lg
Harris, Mi.	17	119	1	27
Brockman	4	35	1	14
Passing	C-A-I	Yds	TD	Lg
Ehrhardt	16-28-0	158	2	43
Receiving	No	Yds	TD	Lg
Harris, Ma.	3	52	0	43
Harris, Mi.	5	45	1	25

Looking Back at 2010 Game-By-Game


UT Martin 3 3 14 7 - 27
Tenn Tech 0 17 0 7 - 24

COOKEVILLE - The University of Tennessee at Martin football team rallied from an 11-point halftime deficit to reel off 21 unanswered points and used a couple of late clutch defensive stands to down the Tennessee Tech Golden Eagles 27-24 at Tucker Stadium.

Sophomore Tevin Barksdale rushed for a career-high 134 yards on 23 carries and a touchdown to pace a dominant effort by the Skyhawk backfield and offensive line. UT Martin rushed for a season-high 279 yards - besting the 191 yard effort on Sept. 18 against Eastern Illinois - with 191 rushing yards in the second half alone. UT Martin gained 450 yards of total offense.

The running game wasn't the only thing clicking for the Skyhawks, as quarterback Derek Carr was 12-for-17 for 151 yards, with two touchdowns (one passing, one rushing). Wide receiver Stephen Shiver hauled in three passes (including a touchdown) for 102 yards, tying a career-high set on Nov. 21 against Austin Peay.

On defense, OVC Preseason Defensive Player of the Year Josh Bey set the tone, tallying 12 tackles, a sack, 1.5 tackles-for-loss, a forced fumble and pass break-up.



Notes

- Sophomore Tevin Barksdale from Bowling Green, Ky., turned in his first career 100-yard rushing game against the Golden Eagles. Barksdale rushed 23 times for 134 yards and a touchdown. The 100-yard rushing effort was the third time in five games the Skyhawks have had a runner rush for more than 100 yards in a game.

- Backup quarterback Julius McNair helped out on defense because of numerous injuries. The redshirt sophomore recorded two tackles from his linebacker position in the victory.

STATS

SCORING SUMMARY

1st UTM Sandlin 28 field goal

2nd TTU Benford 8 pass from Lamb
 TTU Barker 40 field goal
 UTM Sandlin 23 field goal
 TTU Hudson 8 pass from Lamb

3rd UTM Shiver 55 pass from Carr
 UTM Carr 1 run
 UTM Barksdale 1 run

4th TTU Benford 20 pass from Lamb

	<u>UTM</u>	<u>TTU</u>
First Downs	22	20
Rushes-Yards	55-279	35-83
Passing Yards	171	207
Passes Att-Comp-Int	18-13-0	29-13-2
Total Offense Plays-Yards	73-450	64-290
Fumble Returns-Yards	0-0	0-0
Punt Returns-Yards	1-0	0-0
Kickoff Returns-Yards	4-93	6-67
Interception Returns-Yards	2-1	0-0
Punts(Number-Avg)	3-39.3	2-47.0
Fumbles-Lost	0-0	5-1
Penalties-Yards	8-76	5-46
Possession Time	35:01	24:59
Third-Down Conversions	6-14	6-14
Fourth-Down Conversions	1-2	3-4
Red-Zone Scores-Chances	4-4	4-4

UT MARTIN					TENNESSEE TECH				
Rushing	Att	Yds	TD	Lg	Rushing	Att	Yds	TD	Lg
Barksdale	23	134	1	27	Gay	8	61	0	16
McNair, Ja.	20	58	0	19	Forbes	4	16	0	7
Passing	C-A-I	Yds	TD	Lg	Passing	C-A-I	Yds	TD	Lg
Carr	12-17-0	151	1	55	Lamb	13-29-2	207	3	34
Receiving	No	Yds	TD	Lg	Receiving	No	Yds	TD	Lg
Shiver	3	102	1	55	Benford	6	122	2	34
Thompson	3	32	0	11	Olverson	2	37	0	21

Looking Back at 2010 Game-By-Game

UT Martin 0 6 7 7 - 20
No. 3 JSU 10 13 7 0 - 30

MARTIN, Tenn. - Junior fullback Jarvis Perry from nearby Crockett County caught six total passes his first two seasons as a Skyhawk.

At Hardy M. Graham Stadium against the No. 3 team in the nation, Jacksonville State, Perry matched that number with six receptions for 122 yards. However, Perry 's career day wasn't enough to lead The University of Tennessee at Martin football team to an upset over the nationally ranked Gamecocks.

Despite being outgained in total offense by 160 yards, Jacksonville State relied on Calvin Middleton who rushed 15 times for 97 yards and a touchdown. The Gamecocks claimed a 30-20 victory.

Jacksonville State scored on the opening possession of the game and jumped out to a 10-0 lead when James Esco kicked a 22 yard field goal with 6:18 to play in the first quarter.

UT Martin sophomore Cody Sandlin opened the second quarter with a career-long 42 yard field goal. Five minutes later, Sandlin kicked a 21 yard field goal and the Skyhawks cut the Jacksonville State lead to four points, 10-6.

The Gamecocks scored three unanswered touchdowns by taking advantage of short fields to take a 30-6 lead. Jax State marched 62 yards in seven plays for paydirt. Denzel Cheeks scored on a 4-yard pass from Coty Blanchard. Esco's PAT was blocked by UT Martin's Karlos Jones. The drive took 2.37 seconds.

The Skyhawks answered with their own blitzkrieg attack, scoring in 48 seconds on two plays covering 55 yards. Carr completed a 42 yard pass to senior Bryant Milligan for a TD.



Notes

- The setback marked the first time Jacksonville State has won in Martin since 2004 and the first time the Gamecocks have beaten UTM head coach Jason Simpson in Martin.
- Redshirt junior Jarvis Perry caught six passes for 122 yards in the game. Prior to the game Perry had seven career catches.
- Senior linebacker Josh Bey led the Skyhawks with 12 tackles, including a sack and a tackle for a loss. Bey has had 10 or more tackles in three of the Skyhawks six games this season.
- Sophomore kicker Cody Sandlin made two field goals, including a career-long 42 yarder, and two PATS. Sandlin has made 10 consecutive PATS without a miss this season and has made seven of his last eight field goal attempts.

STATS

SCORING SUMMARY

1st	JSU Shaw 12 pass from Ivory
	JSU Esco 22 field goal
2nd	UTM Sandlin 42 field goal
	UTM Sandlin 21 field goal
	JSU Cheeks 4 pass from Blanchard
	JSU Young 12 pass from Ivory
3rd	JSU Middleton 31 run
	UTM Milligan 42 pass from Carr
4th	UTM Chamberlain 6 pass from Carr

	<u>UTM</u>	<u>JSU</u>
First Downs	22	12
Rushes-Yards	28-89	38-172
Passing Yards	338	95
Passes Att-Comp-Int	50-31-1	19-8-1
Total Offense Plays-Yards	78-427	57-267
Fumble Returns-Yards	0-0	0-0
Punt Returns-Yards	2-28	3-47
Kickoff Returns-Yards	4-87	5-119
Interception Returns-Yards	1-0	1-45
Punts(Number-Avg)	6-38.0	6-41.7
Fumbles-Lost	0-0	0-0
Penalties-Yards	4-36	2-10
Possession Time	33:05	26:55
Third-Down Conversions	6-16	5-14
Fourth-Down Conversions	0-2	0-1
Red-Zone Scores-Chances	2-2	4-4

<u>UT MARTIN</u>					<u>JACKSONVILLE STATE</u>				
<u>Rushing</u>	<u>Att</u>	<u>Yds</u>	<u>TD</u>	<u>Lg</u>	<u>Rushing</u>	<u>Att</u>	<u>Yds</u>	<u>TD</u>	<u>Lg</u>
McNair, Ja.	10	48	0	13	Middleton	15	97	1	31
Barksdale	9	42	0	27	Blanchard	7	42	0	27
<u>Passing</u>	<u>C-A-I</u>	<u>Yds</u>	<u>TD</u>	<u>Lg</u>	<u>Passing</u>	<u>C-A-I</u>	<u>Yds</u>	<u>TD</u>	<u>Lg</u>
Carr	31-50-1	338	2	61	Ivory	7-12-0	91	2	22
<u>Receiving</u>	<u>No</u>	<u>Yds</u>	<u>TD</u>	<u>Lg</u>	<u>Receiving</u>	<u>No</u>	<u>Yds</u>	<u>TD</u>	<u>Lg</u>
Perry	6	122	0	61	Shaw	3	32	1	12
McNair, Ja.	9	57	0	20	Whiddon	2	25	0	17

Looking Back at 2010 Game-By-Game

UT Martin	0	3	0	7	-	10
EKU	7	3	0	0	-	7

MARTIN, Tenn. - The University of Tennessee at Martin football team found enough offense in a defensive battle to put the finishing touches on its first ever victory over Eastern Kentucky University since the series started in 1973, Saturday afternoon at Hardy M. Graham Stadium.

Redshirt sophomore quarterback Derek Carr threw a 28-yard touchdown pass to senior Daniel Chamberlain with 5:06 to play in the game and the host Skyhawks claimed a 10-7 came-from-behind victory over the Colonels.

Carr completed 15-of-25 passes for 290 yards and one touchdown. Junior wide receiver Stephen Shiver had six catches for 93 yards.

Eastern Kentucky found paydirt first in early in the second quarter when quarterback TJ Pryor scored on a 1-yard run. Logan O'Connor added the PAT and the Colonels led 7-0 with 14:57 to play in the first half. The ECU drive covered 65 yards in 15 plays and consumed 7:30, half of the first quarter.

UT Martin answered right back with sophomore Cody Sandlin's 29-yard field goal. The drive was only six plays and 51 yards, with the biggest play in the drive being a 42-yard pass from Carr to tight end Ben Everett. Unfortunately for the Skyhawks the drive only consumed 3:42.

The Skyhawks went 78 yards on nine plays when sophomore Tevin Barksdale fumbled on second-and-eight from the ECU 22 yard line. ECU recovered the loose ball and went 68 yards to the UT Martin 13 yard line where they opted to kick a 32-yard field goal. O'Connor's attempt was wide left.



Notes

- Marshall transfer TJ Drakeford recorded six total tackles, the second most on the team, against ECU. He had five solo stops and one TFL 15 yards and a pass breakup.
- The Skyhawk defense held ECU to 111 yards rushing and 103 yards passing; recorded five sacks and a season-high 15.0 tackles for loss (66 yards). The last time the Skyhawks recorded 15 tfl was against visiting Concordia University (Selmer, Ala) on Sept. 11, 2008. The Skyhawks 15 tfls were for 115 yards.
- QB Derek Carr's effort against ECU marked the fourth time in seven games the redshirt sophomore has thrown for more than 200 yards in a game. He's thrown for more than 200 yards against three of five OVC teams (EKU, EIU and Jacksonville State).

STATS

SCORING SUMMARY

2nd	EKU Pryor 1 run	UTM Sandlin 29 field goal
4th	UTM Chamberlain 28 pass from Carr	

	<u>UTM</u>	<u>EKU</u>
First Downs	16	15
Rushes-Yards	31-34	43-111
Passing Yards	290	103
Passes Att-Comp-Int	25-15-0	19-10-0
Total Offense Plays-Yards	56-324	62-214
Fumble Returns-Yards	0-0	0-0
Punt Returns-Yards	1-6	2-0
Kickoff Returns-Yards	2-55	3-66
Interception Returns-Yards	0-0	0-0
Punts(Number-Avg)	5-40.8	6-52.3
Fumbles-Lost	3-2	2-0
Penalties-Yards	7-52	6-37
Possession Time	25:51	34:09
Third-Down Conversions	4-12	4-15
Fourth-Down Conversions	0-0	2-2
Red-Zone Scores-Chances	1-2	1-3

<u>UT MARTIN</u>					<u>EASTERN KENTUCKY</u>				
<u>Rushing</u>	<u>Att</u>	<u>Yds</u>	<u>TD</u>	<u>Lg</u>	<u>Rushing</u>	<u>Att</u>	<u>Yds</u>	<u>TD</u>	<u>Lg</u>
Barksdale	9	50	0	12	Banjoman	15	70	0	33
McNair, Ja.	11	13	0	15	Berry	1	14	0	14
<u>Passing</u>	<u>C-A-I</u>	<u>Yds</u>	<u>TD</u>	<u>Lg</u>	<u>Passing</u>	<u>C-A-I</u>	<u>Yds</u>	<u>TD</u>	<u>Lg</u>
Carr	15-25-0	290	1	45	Russell	6-9-0	70	0	29
<u>Receiving</u>	<u>No</u>	<u>Yds</u>	<u>TD</u>	<u>Lg</u>	<u>Receiving</u>	<u>No</u>	<u>Yds</u>	<u>TD</u>	<u>Lg</u>
Shiver	6	93	0	32	Harris	3	50	0	29
Milligan	3	60	0	26	Denham	2	33	0	25

Looking Back at 2010 Game-By-Game

UT Martin 10 14 21 7 - 52
Lambuth 0 7 0 14 - 21

MARTIN, Tenn. - Redshirt sophomore quarterback Derek Carr threw four touchdown passes and completed 19-of-28 passes for 209 yards to lead The University of Tennessee at Martin to a 52-21 college football victory over visiting Lambuth University at Hardy M. Graham Stadium.

Junior Stephen Shiver, from Maryville caught three of Carr's touchdown passes. Shiver caught a 26-yard pass to score his first touchdown with 4:01 to play in the first quarter. He caught a 7-yard TD pass with 40 seconds left in the half to give the host Skyhawks a 24-7 lead.

While Carr and Shiver were spending a lot of time playing catch, the Skyhawk defense was smothering Lambuth. The Eagles managed 22 yards of passing, but were thrown for a loss of 21 yards rushing.

UT Martin scored 21 unanswered points in the third quarter. Shiver caught a 9-yard pass from Carr to complete his hatrick and tie a UT Martin school record for catching three touchdown passes in a game.

The Skyhawks scored twice via the running game. Jarvis Perry scored on a 10-yard run and Julius McNair score on a 4-yard run.

Carr threw his fourth touchdown pass of the game to Taylor Stanley, a 23-yard pass with 10:54 to play in the game.



Notes

- The Skyhawk defense recorded double-digit TFLs for the second consecutive week (13 this week and 15 last week).
- Senior defensive ends Tim Cox and Justin Darden played only the first half against Lambuth, but recorded 12 total tackles 2.5 sacks for 19 yards; 5.5 TFL for 35 yards; two forced fumbles, a fumble recovery and a quarterback hurry.
- Redshirt sophomore Derek Carr completed 19 of 28 passes for 209 yards, no interceptions, and four touchdown passes. Carr's effort against Lambuth marked the fifth time in eight games the redshirt sophomore has thrown for more than 200 yards in a game.

STATS

SCORING SUMMARY

1st	UTM Barksdale 3 run
	UTM Sandlin 40 field goal
2nd	UTM Shiver 26 pass from Carr
	LU Stevens 10 fumble rec.
	UTM Shiver 7 pass from Carr
3rd	UTM McNair, Ju. 4 run
	UTM Shiver 9 pass from Carr
	UTM Perry 10 run
4th	UTM Stanley 23 pass from Carr
	LU Jones 5 run
	LU Jefferson 10 pass from Jackson

First Downs	27	11
Rushes-Yards	49-311	32-29
Passing Yards	207	268
Passes Att-Comp-Int	30-20-0	28-17-0
Total Offense Plays-Yards	79-518	60-297
Fumble Returns-Yards	1-9	1-10
Punt Returns-Yards	2-15	0-0
Kickoff Returns-Yards	4-57	9-115
Interception Returns-Yards	0-0	0-0
Punts(Number-Avg)	3-38.0	6-42.2
Fumbles-Lost	3-3	4-4
Penalties-Yards	2-10	8-64
Possession Time	33:50	26:10
Third-Down Conversions	8-14	1-11
Fourth-Down Conversions	0-2	0-3
Red-Zone Scores-Chances	6-8	2-3

UT MARTIN					LAMBUTH				
Rushing	Att	Yds	TD	Lg	Rushing	Att	Yds	TD	Lg
McNeil	14	126	0	56	Williams	9	32	0	27
Williams	15	82	0	19	Jones	7	21	1	9
Passing	C-A-I	Yds	TD	Lg	Passing	C-A-I	Yds	TD	Lg
Carr	19-28-0	209	4	29	Jackson	12-19-0	249	1	81
Receiving	No	Yds	TD	Lg	Receiving	No	Yds	TD	Lg
Shiver	7	91	3	27	Jefferson	7	171	1	81
Taylor	2	38	0	29	Wimbley	3	64	0	31

Looking Back at 2010 Game-By-Game

UT Martin 0 0 7 10- 17
No.11 SEMO 0 10 0 14- 24

CAPE GIRARDEAU, Mo. - Southeast Missouri State quarterback Matt Scheible and running back Henry Harris figured out how to get around The University of Tennessee at Martin's tenacious defense without posting career statistics Saturday afternoon at Houck Stadium.

Scheible rushed for 68 yards and one touchdown, while Harris managed to gain 71 yards and scored two touchdowns as No. 11 Southeast Missouri State eked out a 24-17 college football homecoming victory over UT Martin in front of 11,126 fans.

Scheible scored on a 7 yard run with 13:11 to play in the second game. He set the table with two of his five completions in the game, a 42-yarder to Chantae (Shon-tay) Ahamefule (Ah-ha-MUR-fuh-luh) and a 31-yarder to Bradley Brown.

The host Redhawks took advantage of a Skyhawk interception and led 10-0 at the half when Drew Geldbach kicked a 24-yard field goal with 8:28 on the clock.

The Skyhawks came out in the third quarter and went right to work. Junior transfer AJ Williams set the tone for the half by taking the kickoff back 26 yards. Fifteen plays, 44 yards and seven minutes later, sophomore kicker Cody Sandlin missed a 38-yard field goal, his first miss since the season opener at Tennessee.

SEMO didn't have an answer for the Skyhawks on its first drive of the third quarter, but Williams and true freshman DJ McNeil teamed up and led UT Martin to paydirt. Williams capped off a 10-play drive that covered 64 yards with a 1-yard touchdown run. SEMO led 10-7 with 1:33 remaining in the third quarter.



Notes

- The Skyhawks limited SEMO running back Henry Harris to 71 net yards rushing, his lowest total in a single game since the season opener at Ball State where he gained 50 yards on 11 carries. Harris has been averaging 141.1 yards of rushing per game.
- Junior punter Joe Hook punted five times for 229 yards. He averaged 45.8 yards per punt. He had a game-long punt of 50 yards, put three punts inside the SEMO 20 yard line and had one touchback.
- Junior transfer AJ Williams recorded a career-high 212 all-purpose yards and scored two touchdowns.

STATS

SCORING SUMMARY

2nd SEMO Scheible 7 run
 SEMO Geldbach 24 field goal

3rd UTM Williams 1 run

4th SEMO Harris 8 run
 UTM Williams 91 kickoff return
 SEMO Harris 8 run
 UTM Sandlin 28 field goal

	UTM	SEMO
First Downs	12	15
Rushes-Yards	40-154	49-149
Passing Yards	67	108
Passes Att-Comp-Int	24-13-1	12-5-0
Total Offense Plays-Yards	64-221	61-257
Fumble Returns-Yards	0-0	0-0
Punt Returns-Yards	0-0	0-0
Kickoff Returns-Yards	5-160	1-4
Interception Returns-Yards	0-0	1-4
Punts(Number-Avg)	6-42.7	6-31.5
Fumbles-Lost	1-1	0-0
Penalties-Yards	4-45	1-5
Possession Time	28:33	31:27
Third-Down Conversions	6-17	4-13
Fourth-Down Conversions	2-2	0-1
Red-Zone Scores-Chances	2-2	4-4

UT MARTIN					SOUTHEAST MISSOURI				
Rushing	Att	Yds	TD	Lg	Rushing	Att	Yds	TD	Lg
Williams	7	55	1	24	Harris	28	71	2	13
Barksdale	12	47	0	9	Scheible	14	68	1	18
Passing	C-A-I	Yds	TD	Lg	Passing	C-A-I	Yds	TD	Lg
Carr	13-23-1	67	0	9	Scheible	5-12-0	108	0	42
Receiving	No	Yds	TD	Lg	Receiving	No	Yds	TD	Lg
Shiver	4	30	0	9	Ahamefule	2	51	0	42
McNair, Ja.	2	10	0	6	Brown	1	31	0	31

Looking Back at 2010 Game-By-Game

UT Martin 0 21 0 7 - 28
Austin Peay 6 6 0 0 - 12

CLARKSVILLE, Tenn. - With three of his favorite targets sidelined for various reasons, redshirt sophomore quarterback Derek Carr had to find new favorite receivers - senior Daniel Chamberlain, freshman Cory Jordan and redshirt sophomore Jason McNair - to get the job done.

Carr completed 18 of 28 passes for 346 yards and two touchdowns to lead The University of Tennessee at Martin to a 28-12 Ohio Valley Conference football victory over host Austin Peay State University at Governors Stadium in Clarksville.

Ten different UT Martin receivers caught passes in the game. Senior Daniel Chamberlain, from Riverside, Calif., led the way with six receptions for 125 yards and two touchdowns. His game-best 53 yard reception in the opening minutes of the second quarter set up the Skyhawks' go-ahead touchdown.

Carr kept looking for a receiver on third-and-10 from his own 42 yard line when he spotted the six-foot, 200-pound Chamberlain down field in front of the goal line. Rolling to his left and off balanced, Carr heaved the ball far enough for Chamberlain to reach over his defender and make the catch. True freshman DJ McNeil picked up four yards on first down, and fullback Kenny Jones muscled his way into the endzone from one yard out to give the Skyhawks a 7-6 lead with 12:55 to play in the first half that they would never relinquish.

Chamberlain scored his first touchdown of the game with 9:15 to play in the second quarter. After a strong defensive stand by the Skyhawks that only mustered four yards on three plays, the Gobs were forced to punt.



Notes

- The Skyhawks gained a season-high 7.8 yards per play and 12.7 yards per pass.
- Junior CJ Estelle had a season and career-high 50-yard punt return.
- Freshman Corey Jordan caught two passes for 86 yards and one touchdown in the 28-12 victory over Austin Peay. One of his two receptions was a career long 52 yarder. He scored his TD on a 34-yard pass from QB Derek Carr.
- UT Martin redshirt quarterback Derek Carr completed 18-of-28 passes for 346 yards and two touchdowns. He completed passes to 10 different receivers, including senior Daniel Chamberlain who caught six passes for 125 yards and two touchdowns. Carr has now thrown for more than 200 yards in six of 10 games this season.

STATS

SCORING SUMMARY

1st APSU Lemon 5 pass from Ryan
2nd UTM Jones run
 UTM Chamberlain 18 pass from Carr
 APSU Holt 95 kickoff return
 UTM Jordan 34 pass from Carr
4th UTM Chamberlain 22 pass from McNair Ja.

	<u>UTM</u>	<u>APSU</u>
First Downs	20	14
Rushes-Yards	36-141	34-108
Passing Yards	368	139
Passes Att-Comp-Int	29-19-1	32-17-1
Total Offense Plays-Yards	65-509	66-247
Fumble Returns-Yards	0-0	0-0
Punt Returns-Yards	5-107	0-0
Kickoff Returns-Yards	2-35	4-122
Interception Returns-Yards	1-0	1-0
Punts(Number-Avg)	5-25.6	7-42.7
Fumbles-Lost	2-1	1-0
Penalties-Yards	5-31	7-44
Possession Time	27:21	30:52
Third-Down Conversions	4-12	6-17
Fourth-Down Conversions	0-1	1-3
Red-Zone Scores-Chances	2-4	1-2

UT MARTIN					AUSTIN PEAY				
Rushing	Att	Yds	TD	Lg	Rushing	Att	Yds	TD	Lg
McNeil	17	69	0	18	Holt	17	72	0	29
Williams	9	55	0	17	White	7	25	0	10
Passing	C-A-I	Yds	TD	Lg	Passing	C-A-I	Yds	TD	Lg
Carr	18-28-1	346	2	53	Ryan	11-22-1	104	1	17
Receiving	No	Yds	TD	Lg	Receiving	No	Yds	TD	Lg
Chamberlain	6	125	2	53	Lemon	4	37	1	14
Jordan	2	86	1	52	Forrest	2	24	0	17

Looking Back at 2010 Game-By-Game

UT Martin	14	0	17	6	-	37
Tenn St.	0	0	0	0	-	0

MARTIN, Tenn. -- At practice, in meetings, around the Bob Carroll Football Building and in the locker room the message "finish strong" was enforced to The University of Tennessee at Martin Skyhawk football team.

The Skyhawks answered the message emphatically at Hardy M. Graham Stadium with a dominating and stingy defense that shut out Tennessee State University, 37-0, in front of more than 3,000 people who braved the wet weather for the Skyhawks' season finale.

With the victory the Skyhawks put the exclamation point on their 2010 season by claiming their first-ever shutout over an Ohio Valley Conference team and winning the first-ever Sgt. Alvin C. York Trophy.

The Skyhawk defense only gave up 123 total yards of offense to TSU, 72 rushing and 51 passing. Senior linebacker Josh Bey led the UT Martin defense with seven total tackles, four solo tackles and 2.5 TFLs.

Senior Derek Welch also had an interception and the defense piled up seven TFLs (tackles for loss). TSU invaded UT Martin's half of the field only four times on the night and failed to score on both occasions in the red zone.

The Skyhawk offense went to work early as redshirt sophomore Jason McNair scored on a 7-yard touchdown run with 12:00 to play in the first quarter. McNair set up his run with a 23-yard pass completion to Derek Carr.

Carr closed out the first quarter scoring with a 1-yard run with 1:45 to play. McNair helped set up this touchdown with a 55-yard run.



Notes

- UT Martin won its first Sgt. (Alvin) York Trophy with the victory over TSU.
- UT Martin has won four of the past five games against Tennessee State. The last time the teams played in Martin (2008), TSU claimed a 30-27 overtime win.
- UT Martin finished with a 5-3 OVC slate and a 6-5 overall mark.
- UT Martin recognized 14 seniors before the TSU game. Among the seniors were Josh Bey, Jeremy Buchanan, Aaron Carney, Daniel Chamberlain, Tim Cox, Erik Daniel, Justin Darden, Sione Fale'ofa, Darren Fizer, Gerald Guffin, Chase Samples, Ray Teamer, Taz Tillery, and Dereck Welch.

STATS

SCORING SUMMARY

1st UTM McNair, Ja. 7 run
UTM Carr 1 run

3rd UTM Rottero 28 interception
UTM Sandlin 34 field goal
UTM Shiver 30 pass from Carr

4th UTM McNair, Ju. 1 run

	UTM	TSU
First Downs	17	11
Rushes-Yards	36-208	29-72
Passing Yards	309	51
Passes Att-Comp-Int	26-14-0	29-8-2
Total Offense Plays-Yards	62-517	58-123
Fumble Returns-Yards	1-8	0-0
Punt Returns-Yards	6-71	2-2
Kickoff Returns-Yards	0-0	5-116
Interception Returns-Yards	2-28	0-0
Punts(Number-Avg)	6-39.3	9-41.7
Fumbles-Lost	0-0	4-1
Penalties-Yards	12-135	4-12
Possession Time	31:21	28:39
Third-Down Conversions	3-12	2-15
Fourth-Down Conversions	0-1	0-1
Red-Zone Scores-Chances	4-6	0-2

UT MARTIN					TENNESSEE STATE				
Rushing	Att	Yds	TD	Lg	Rushing	Att	Yds	TD	Lg
McNair, Ja.	9	125	1	55	Wright	13	43	0	22
McNeil	7	36	0	25	Berry	7	27	0	15
Passing	C-A-I	Yds	TD	Lg	Passing	C-A-I	Yds	TD	Lg
Carr	13-24-0	286	1	54	Grooms	7-25-2	41	0	14
Receiving	No	Yds	TD	Lg	Receiving	No	Yds	TD	Lg
Shiver	4	147	1	54	McNairl	2	17	0	14
Stanley	1	47	0	47	Hills	2	13	0	7

All-Time Roster

Coure, Richard 94-97
 Courtney, John 75-76
 Cousar, Randy 73-75
 Cowan, Shane 96
 Cox, Allan 65-68
 Cox, Brandon 07-09
 Cox, Don 65-67
 Cox, Eddie 73-74
 Cox, Tim 09-10
 Craig, Bryant 06-09
 Craigen, Corey 98-00
 Crangle, Mike 70-72
 Cuffie, John 72
 Cullivan, Bill 73
 Curtis, Rob 98-00

D

Dailey, Jeremy 98
 Daniel, EJ 06-08
 Daniel, Eric 01
 Daniel, Erick 07-10
 Daniel, TJ 06-07
 Daniels, Cal 94-95
 Daniels, Joe 97-98
 Darden, Justin 09-10
 Davenport, Lloyd 72-73
 Davis, Charlie 58-60
 Davis, Gary 76
 Davis, Jovon 06-07
 Davis, Mark 77
 Davis, Tim 78
 Dawes, Darrell 70-72
 Dawn, Lamar 98
 Dawson, Marcus 06-07
 Deal, Corey 99
 Dean, Billy 62
 Dean, Butch 61-63
 Defino, Don 67-68
 DeJarnatt, Tyler 05-08
 Delaney, Roland 88-89
 Delgado, Rick 80-83
 DeVeaux, Everett 79-80
 Deverall, Bill 58-60
 Dick, Ed 75
 Dickson, David 58-61
 Dickson, Kenny 63-65
 Dilday, Bart 77-80
 Dillon, John 94-96
 Dillon, Ronnie 58-60
 Dines, Gary 58-60
 Dismuke, David 84-85
 Dittaugh, Danny 77
 Dobbins, David 00
 Doble, Gary 64-67
 Doleman, Jarvis 08-09
 Dominguez, George 70-72
 Donald, Katarii 93-94
 Doss, Frankie 01-02
 Dowell, Derrius 09
 Dowell, Wayne 77
 Douzart, Byron 99
 Drakeford, TJ 10-Active
 Dudley, Sam 87-88

Duff, Nick 06
 Duke, Anton 88-91
 Dunavant, Joe 08-Active
 Duncan, Cole 03-06
 Duncan, Levi 01-02
 Duncan, Romeo 58-61
 Dunlap, Nathan 00
 Dunlap, Romiell 06, 08
 Dyer, Buck 58-60

E

Eady, Tyler 10-Active
 Edmiston, Wilbur 59-62
 Edwards, Don 62
 Edwards, Kendrick 01-02
 Edwards, Ryan 97
 Ellis, Bobby 10-Active
 Ellis, Junior 70-72
 Ellis, Mike 77
 Ellison, Stephen 06-07
 Elmore, Joey 86-89
 Elrod, Wes 64-66
 Emebunor, Wilson 10
 Emory, Roger 75
 Epperson, Mark 82-84
 Epton, Lavante 98-99
 Eroclin, Charlie 58-60
 Ervin, Ralph 75
 Estelle, CJ 10-Active
 Everett, Ben 08, 10-Active
 Ezell, Adam 00-01
 Ezell, Phillip 01-03

F

Fachini, Aldo 73
 Fale'Ofa, Sione 08-10
 Farris, Richard 86-88
 Fason, Demond 94-95
 Federico, John 63
 Felter, Tim 87-88
 Findley, Trent 99-02
 Finley, Howard 63-65
 Fisher, Mark 76
 Fizer, Darren 07-10
 Flenorl, Fred 10-Active
 Flynn, John 70-71
 Fogle, Mike 99
 Ford, Brenton 03-04
 Ford, Chris 81-82
 Ford, Dexter 95
 Ford, Tyree 07-08
 Forehand, Wayne 58-60
 Fowler, Bobby 58-60
 Fredrick, Kevin 94-95
 Frohock, Josh 07-09
 Furlong, Mark 76

G

Gage, Jerry 63-65
 Gaines, Steve 75-76
 Gallian, Ben 98-01
 Gallian, Will 04-06
 Gamble, Charles "Doc" 93-94

Gambrell, Russell 01-04
 Gardner, Rusty 81-83
 Garrett, Andrew 01
 Garverick, Allan 63
 Gasiecki, Eric 07
 Gates, Mike 66-67
 Gates, Phil 75
 Gault, Desmon 04
 Geddings, Ray 64-66
 Gentry, John 75-78
 George, Ronald 74-77
 Geric, Gene 58-60
 Gholston, Lee 00
 Giannini, Larry 68-71
 Gibbs, Joe 06-09
 Gibson, Darryl 77
 Giebeig, Richard 75-78
 Gilbert, Don 64
 Gilbert, Jobronski 10-Active
 Gilbert, Sonny 61
 Gill, Charlie 95-97
 Gillen, John 98
 Gillian, Kevin 93-94
 Gilmore, David 03-06
 Giltner, Terry 68-70
 Gipson, Jabary 07
 Gipson, Mike 76-78
 Glover, Justin 03-06
 Godwin, Brad 94-95
 Golden, Kenny 82-84
 Golden, Matt 76
 Goodman, Marco 98
 Goodrich, Steve 71
 Goodyear, Charlie 97-99
 Grace, Jerrod 07-08
 Gragg, Charlie 75
 Graham, Terry 72-73
 Grant, Will 03-06
 Graves, James 58-60
 Gravino, Marvin 75
 Gray, John 99-00, 02-03
 Green, Benny 58-60
 Greenwood, Jack 03-06
 Greer, Deundre 98-99
 Greer, Mark 06
 Gregory, Brian 92-94
 Griffin, Jason 93
 Groves, Quinton 07-09
 Guereri, Darwin 81-83
 Guffin, Gerald 06-10
 Guthrie, Gary 73-74
 Guthrie, Stu 72-73
 Guy, Mark 83, 87-88
 Guy, Markei 06-09

H

Hall, Bill 77
 Hall, Kelton 10
 Hall, Oscar 84
 Hamilton, Mickey 74-76
 Hamilton, Tony 86-89
 Hamilton, TJ 06
 Hammond, Jim 63-65

All-Time Roster


Roberts, Ron	88-89	Smith, Carnell	73-75	Tharpe, Jeff	81-82
Robertson, Edward	99	Smith, Darrell	59-62	Tharpe, Ron	96-98
Robertson, Phillip	90-91	Smith, Jason	02	Thomas, Fred	95
Robinson, Jack	78	Smith, Jeremy	03	Thomas, Robert	90-91
Robinson, Jay	07	Smith, Kendrick	00-01	Thomas, Roren	06-08
Robinson, William	77	Smith, Kevin	00	Thomas, Steve	76
Roche, Louis	70-71	Smith, Lee	58-60	Thomas, Vincent	98-01
Roebuck, Chester	03-04	Smith, Mike	05	Thompson, Austin	86-89
Rogers, Danny	75	Smith, Robert	67	Thompson, Benny	86-89
Romero, Marshall	02-03	Smith, Rogric	03-05	Thompson, Bobby	58-60
Rondo, Kevin	04-07	Smith, Ron	73	Thompson, Cade	07-09
Ross, Marcus	02	Smith, Sandy	64-66	Thompson, Chris	09-Active
Ross, Neil	77-78	Smith, Sherman	58-60	Thornhill, Jim	69
Rottero, Nate	09-Active	Smith, Terrance	96-97	Threats, Joseph	02-05
Ruben, Tom	89-92	Smith, Trey	09-Active	Throneberry, Woody	73-75
Ruffin, Darriel	97	Sommer, Brian	08	Tillery, Taz	07-10
Ruth, Henry	66-69	Sowell, Brian	97	Toatley, Ronnie	01
Ruth, Lorry	63-65	Spann, Billy Joe	96	Toles, Trey	07-08
Ruth, Terry	72-74	Spano, Brian	91-94	Topps, Anthony	10-Active
Rutland, Ralph	59-61	Springer, Brandon	07-09	Torian, Aaron	97-98
		Spurlock, Mike	75	Trammell, Ulysses	94
S		Stack, Daniel	97-98	Treadway, Gene	61
Samples, Chase	09-10	Staehs, Bill	73-76	Trent, Sanders	03
Sanders, Jerry	65	Stallevevo, Nick	62	Trice, Stanley	76
Sanders, Johnny	08	Stallings, Greg	77	Triggs, Kendrick	01-02
Sandlin, Cody	09-Active	Stallings, LaDarius	10-Active	Tucker, Johnny	73-75
Sattersfield, James	10-Active	Stamper, Nick	99-01	Tucker, Kyron	10
Satterfield, O'Dale	90-93	Stanley, Taylor	08-Active	Turnbow, Kyle	02
Sawyer, Anthony	95-96	Starling, Billy	66	Turner, Darron	89-90
Schomaker, Ron	69-70	Starvum, Art	77	Turner, Milt	70
Schomaker, Ryan	99-00	Staten, Andrew	01-04	Tyes, Don	77
Schumacher, John	96-97	Steele, Ronnie	89-90		
Schweter, Bob	70-72	Stephens, Glenn	68	U	
Scott, Zac	02-05	Stephens, Taurean	03-06	Underwood, Jason	01
Scutari, Frank	63	Stevenson, William	00-02	Utley, Jonathan	08-Active
Senatore, Rob	93	Stewart, Cromwell	00		
Senn, Emerson	75	Stewart, Rochelle	78	V	
Shanks, Larry	64-67	Stidham, Scott	89-92	Valdes, Jim	71-73
Shanks, Todd	89-92	Stillings, Jade	97-98	Vallee, Matt	07
Shannon, Kyle	01	Stoddard, John	66-69	Valleto, David	81
Sheley, Clay	09-Active	Stokes, Jordan	09-10	Vassar, David	97
Shelton, Matthew	09	Storey, Tommy Ray	78	Venzant, Earvin	03-06
Sherman, Donnie	76-78	Strobridge, Antonio	94-96	Verdell, Wendell	83
Sherrill, Jeff	97, 99-00	Stuart, Les	94-95	Vickers, Tom	64
Shimomura, Eric	92-93	Sturdivant, Cliff	68	Vistal, Bruce	58-60
Shisler, Marty	06-07	Summers, Carl	68-70	Vowell, Tab	91-93
Shiver, Stephen	08-Active	Swearingen, Rodney	95-98		
Shoaf, Lee	67	Swift, Jon	96-97	W	
Shufeldt, Dan	09			Waddell, Jake	97
Sides, Gene	67-68	T		Waggoner, John	70-71
Sides, Jimmy	84	Taffoni, Joe	66	Wahlberg, Brady	02-05
Sikes, Trey	84-87	Tarver, Buddy	80-82	Walker, Anthony	06
Simms, Danny	99	Taylor, Artie	84-87	Walker, Charles	77-80
Sims, Rayvon	03-06	Taylor, Ed	71	Walker, Danny	73-74
Sinclair, Laurie	86-87	Taylor, Justin	91-92	Walker, Mike	75-77
Sines, Ted	61	Taylor, Maurice	09-Active	Walker, Reggie	96-97
Singleton, Steve	00	Taylor, Mike	85-87	Wall, Justin	01
Sisco, Carlton	93-96	Taylor, Orentheus	02-03	Wamble, Jody	03-05
Slaughter, Jack	95-97	Taylor, Takerio	06	Warr, Felando	09
Sleeter, Gerald	77	Teamer, Ray	07-10	Warren, Buddy	69-72
Smalls, Alvin	76-77	Temples, Josh	02	Warren, Eddie	98-99
Smalls, Dennis	77	Tharpe, Brent	91-93	Warren, Mark	73-75
Smith, Abner	03-06	Tharpe, Fred	83-85	Warren, Randy	79-81

All-Time Roster

Wash, Albert	72-73	Wright, Jeff	76-78
Wash, Jimmy	79-80	Wright, John	72-73
Washington, Larry	74-77	Wright, Tim	92-93
Wathen, Dean	10-Active	Wynn, Charles	64
Watkins, Danny	76-77	Wyrosdick, J.D.	59-61
Watkins, Greg	87-88		
Watson, Billy	61	Y	
Watson, Doc	62	Yandell, Lee	06
Weaver, Justin	05-07	Yarbrough, Josh	06-07
Webb, Brian	97-98	Yeager, George	72-74
Webb, Mike	75	Young, Brandyn	07-09
Weems, Remondia	93-96	Young, Jerry	80-81
Welch, Alan	81-82	Young, Matt	94
Welch, Derek	09-10	Youngerman, Charlie	58-60
Welch, Eric	96		
Welch, Joe	90-93	Z	
Welch, Lewis	69	Zachary, Bob	58-61
West, Marvin	71-74	Zennon, Shelton	72-73
Wheeler, Mark	04	Zipp, Bill	75
Wheeler, Roy	61	Zipp, Mark	90-92
Whitaker, Roderick	06-08		
White, Brian	96-97		
White, Todd	87-90		
White, Tom	09		
Whitefield, Billy	61		
Whitfield, Charlie	75-78		
Whitfield, Richard	67-69		
Whittaker, Doug	98-99		
Whittemore, Bill	00		
Wiggins, Jim	67-68		
Wiley, Chris	93, 95		
Wilkins, Billy	81-82		
Williams, AJ	10-Active		
Williams, Anthony	89-90		
Williams, Curtis	77-78		
Williams, David	75-77		
Williams, Don	58-60		
Williams, Eunique	09		
Williams, Henry	75-77		
Williams, John	73		
Williams, Lanny	75		
Williams, Leonard	90-91		
Williams, Mark	80-81		
Williams, Marshall	71-72		
Williams, Ray	05-08		
Williams, Shane	01-02		
Williams, Thad	10-Active		
Wilson, Charles	90-91		
Wilson, Glenn	76-77		
Wilson, Jason	02		
Wilson, Nate	05-08		
Wilson, Paul Ryne	02		
Wilson, Richard	83-85		
Wilson, Rick	96		
Winslow, Eddy	97-98		
Wisniewski, Kyle	03-05		
Witten, Dana	70-72		
Wood, Gary	67-69		
Woods, Mack	71		
Woody, Will	93-96		
Wooten, Shawn	93		
Worthen, Craig	05-08		
Wright, Clovis	88-89		

Career Leaders

Annual Total Offense Leaders



Brady Wahlberg



Don Chapman



Cade Thompson

Player	Yards	Rush	Pass	Year
Bobby Fowler	1,054			1959
Vernon Prather	742			1961
Vernon Prather	1,060			1962
Billy Watson	605			1963
Chuck Lewis	491			1964
Sandy Smith	621			1965
Allan Cox	694			1966
Allan Cox	1,233			1967
Allan Cox	836			1968
Glen Lowe	635			1969
Kelly Coker	750			1970
Kelly Coker	926			1971
Shelton Zenon	714			1972
Danny Walker	860			1973
Bill Staehs	963			1974
Alvin Smalls	660			1975
Alvin Smalls	1,495			1976
Alvin Smalls	1,961			1977
Sammy Bryant	964			1978
Everett DeVeaux	703			1979
Jimmy Wash	1,059			1980
Tommy Overton	1,636			1981
Chris Ford	759			1982
David Carter	1,240			1983
Kenny Golden	922			1984
Trey Sikes	1,504			1985
Trey Sikes	1,554			1986
Leon Reed	2,106			1987
Leon Reed	3,359			1988
Tom Ruban	688			1989
Leonard Williams	2,063			1990
Leonard Williams	2,787			1991
Rickey Armstrong	1,994	297	1,697	1992
Jason Griffin	767	132	635	1993
Charles Gamble	1,040	39	1,001	1994
Jeff McCrone	2,470	-49	2,519	1995
Billy Joe Spann	823	-82	905	1996
Brock Bailey	890	-71	961	1997
John Repella	1,769	47	1,722	1998
Edward Robertson	1,322	-23	1,345	1999
Roland Ogletree	647		647	2000
Robert Hines	1,020	442	578	2001
Brady Wahlberg	1,231	86	1,145	2002
Brady Wahlberg	2,355	482	1,873	2003
Brady Wahlberg	1,633	97	1,536	2004
Brady Wahlberg	2,168	475	1,693	2005
Don Chapman	1,412	1,412		2006
Dexter Anoka	1,506	137	1,369	2007
Cade Thompson	2,568	-112	2,680	2008
Cade Thompson	2,451	-95	2,446	2009
Derek Carr	2544	1	2543	2010

Career Total Offense Leaders

Rank	Player	Years	Rush	Pass	Yards
1.	Brady Wahlberg	2002-05	1,140	6,247	7,387
2.	Cade Thompson	2007-09	-254	6,260	6,006
3.	Leon Reed	1987-88	491	4,842	5,333
4.	Don Chapman	2004-07	5,017	---	5,017
6.	Leonard Williams	1990-91	332	4,518	4,850
7.	Trey Sikes	1984-87	239	4,258	4,497
8.	Alvin Smalls	1975-78	2,866	1,250	4,116
9.	Bobby Fowler	1956-59			4,033
10.	Allan Cox	1965-68	551	2,734	3,285

Career Rushing Leaders


Rank	Player	Years	Attempts	Avg/Att.	TDs	Yards
1.	Don Chapman	2004-07	1,066	4.7	49	5,017
2.	Bobby Fowler	1956-59				4,033
3.	John Burch	1985-88	471	5.2	13	2,454
4.	Henry Williams	1975-78	445	4.7	18	2,185
5.	Larry Shanks	1964-67	474	18	18	2,005
6.	Nate Holmes	1969-72	481	3.2	15	2,004
7.	Darrell Smith	1960-62				1,813
	Scottie Mitchell	1988-81	484	3.8	10	1,813
9.	Larry Washington	1974-76	355	4.5	10	1,724
10.	Bobby Hayes	1964-67	374	4.3	12	1,611

Career Passing Leaders

Rank	Player	Years	Comp	Att	Int	Pct	Yards	TDs
1.	Cade Thompson	2007-09	478	792	32	60.4	6,260	48
2.	Brady Wahlberg	2002-05	584	985	46	58.8	6,247	35
3.	Leon Reed	1987-88	402	697	35	58.8	4,842	30
4.	Leonard Williams	1990-91	305	594	21	52.0	4,518	40
5.	Trey Sikes	1984-87	377	745	44	49.4	4,258	24
6.	Jeff McCrone	1995-96	296	519	26	53.0	3,195	21
7.	Allan Cox	1965-68	250	505		49.5	2,934	21
8.	Alvin Smalls	1975-77	200	441	23	45.1	2,886	17

Career Leaders

Annual Rushing Leaders



Bobby Fowler



John Burch



Miguel Barnes

Player	Att	Yards	Avg	TDs	Year
Bobby Fowler		1,054			1959
Darrell Smith		582			1960
Darrell Smith	160	708	4.4	7	1961
Darrell Smith	144	523	3.7	4	1962
Gene Brodie	79	399	4.9	3	1963
Chuck Lewis	96	484	5.1	0	1964
Bobby Hayes	121	388	3.2	4	1965
Larry Shanks	138	638	4.6	5	1966
Larry Shanks	164	823	5.0	10	1967
Duff Maki	84	375	4.5	1	1968
Nate Moore	126	654	5.2	4	1969
Nate Holmes	144	626	4.4	7	1970
Nate Holmes	185	707	4.1	5	1971
Nate Holmes	169	767	3.6	3	1972
Randy Cousar	168	633	3.8	3	1973
Larry Washington	99	379	3.9	4	1974
Henry Williams	124	575	4.7	4	1975
Larry Washington	184	1,058	5.8	4	1976
Henry Williams	126	683	5.4	5	1977
Sammy Bryant	134	690	4.6	5	1978
Everett DeVeaux	183	703	3.8	3	1979
Bart Dilday	107	411	3.8	1	1980
Everett DeVeaux	101	296	2.9	4	1981
Stanley Ladd	100	439	4.4	1	1982
Stanley Ladd	118	371	3.1	2	1983
Stanley Ladd	80	303	3.8	0	1984
Cedric Hosea	103	388	3.8	2	1985
John Burch	101	530	5.2	5	1986
John Burch	150	796	5.3	1	1987
John Burch	195	1,002	5.1	6	1988
Scottie Mitchell	143	495	3.5	1	1989
Darron Turner	115	467	4.1	3	1990
Scottie Mitchell	156	592	3.8	2	1991
William Parson	132	539	4.1	4	1992
William Parson	124	510	4.1	4	1993
Jason Johnson	74	431	5.8	4	1994
Nikki Jackson	79	466	5.9	5	1995
Damon Atwater	92	355	3.9	0	1996
Daniel Ruffin	190	817	4.3	4	1997
Adam Joyner	88	396	4.5	2	1998
Adam Joyner	137	527	3.8	1	1999
Roland Ogletree	153	647	4.2	1	2000
Damien Harris	141	571	4.0	7	2001
Damien Harris	45	322	7.2	1	2002
Brady Wahlberg	128	482	3.8	3	2003
Don Chapman	246	1,084	4.4	7	2004
Don Chapman	302	1,396	4.6	16	2005
Don Chapman	289	1,412	5.0	15	2006
Don Chapman	225	1,125	4.9	11	2007
Brandyn Young	143	702	4.9	12	2008
Miguel Barnes	150	843	5.6	12	2009
Jason McNair	125	547	4.4	2	2010

Career Receiving Leaders

Rank	Player	Years	Rec	Yards	Avg	TD
1.	William Mackall	1985-88	224	2,494	9.7	16
2.	Taurean Stephens	2003-06	201	2,148	11.1	14
3.	Lenny Harris	1993-96	134	2,053	16.0	15
4.	Charles Malone	1990-92	89	1,980	12.1	10
5.	Dwayne McKinney	1979-82	97	1,793	18.1	15
6.	Deumaine Reeder	1993-96	114	1,673	15.0	10
7.	Tony Champion	1981-84	72	1,531	25.8	14
8.	Ronald George	1974-77	89	1,522	16.5	10
9.	Roren Thomas	2006-08	90	1,461	16.2	14
10.	Joey Morris	1983-86	104	1,347	11.7	6

Career Scoring Leaders

Rank	Player	Years	TD	FG	PAT	Pts
1.	Bobby Fowler	1956-59	-	-	-	309
2.	Don Chapman	2004-07	49	0	0	296
3.	Ki Tok Chu	1986-89	-	44	89	221
4.	Tom Hansen	2007-09	-	21	128	191
5.	William Mackall	1985-88	27	-	-	164
6.	Taylor Brown	2004-06	-	24	90	162
	Keith Kasnic	1982-85	-	37	51	162
7.	Wilbur Edmiston	1960-62	-	-	-	157
9.	John Burch	1985-88	21	-	-	134
10.	Mickey Hamilton	1973-76		26	53	131

Career Leaders

Annual Passing Leaders



Jeff McCrone



Leon Reed



Alvin Smalls

Player	Comp-Att-Int	Pct	Yards	TDs	Year
Vernon Prather			597		1960
Vernon Prather			742		1961
Vernon Prather			984		1962
Billy Watson			700		1963
Charles Wynn			300		1964
Sandy Smith			551		1965
Allan Cox			516		1966
Allan Cox			1,216		1967
Allan Cox			836		1968
Glenn Lowe			597		1969
Kelly Coker			609		1970
Kelly Coker			850		1971
Shelton Zenon			630		1972
Danny Walker			762		1973
Bill Staehs			567		1974
Alvin Smalls			481		1975
Alvin Smalls			1,006		1976
Alvin Smalls			1,379		1977
Sammy Bryant			274		1978
Jimmy Wash			467		1979
Jimmy Wash			946		1980
Tommy Overton	145-289-11	(50.2)	1,636	11	1981
Chris Ford	54-127-8	(42.5)	706	4	1982
David Carter	86-205-17	(41.9)	1,193	7	1983
Kenny Golden	54-118-14	(45.8)	627	2	1984
Trey Sikes	130-276-20	(47.1)	1,466	5	1985
Trey Sikes	136-231-9	(58.9)	1,554	10	1986
Leon Reed	174-273-13	(63.7)	1,791	10	1987
Leon Reed	228-424-22	(53.8)	3,051	20	1988
Tom Ruban	66-128-8	(51.6)	780	5	1989
Leonard Williams	137-246-7	(55.7)	1,964	16	1990
Leonard Williams	168-348-14	(48.3)	2,554	24	1991
Rickey Armstrong	126-279-8	(45.2)	1,697	16	1992
Charles Gamble	54-124-5	(43.5)	682	4	1993
Charles Gamble	75-188-12	(40.0)	1,001	7	1994
Jeff McCrone	241-394-17	(61.2)	2,519	17	1995
Billy Joe Spann	67-138-6	(48.6)	905	4	1996
Brock Bailey	88-213-9	(41.3)	960	6	1997
John Repella	116-256-21	(45.3)	1,722	6	1998
Edward Robertson	110-247-6	(44.5)	1,345	6	1999
Bill Whittemore	21-77-7	(27.3)	282	1	2000
Robert Hines	32-119-9	(26.9)	578	2	2001
Brady Wahlberg	80-144-7	(55.6)	1,145	4	2002
Brady Wahlberg	189-308-9	(61.4)	1,873	12	2003
Brady Wahlberg	147-267-15	(55.1)	1,536	9	2004
Brady Wahlberg	168-266-15	(63.2)	1,693	10	2005
Greg Preston	65-130-6	(50.0)	837	6	2006
Dexter Anoka	107-184-7	(58.2)	1,369	8	2007
Cade Thompson	190-329-14	(57.8)	2,680	24	2008
Cade Thompson	207-339-15	(61.1)	2,546	16	2009
Derek Carr	191-328-12	(58.2)	2,543	13	2010

Career Punting Leaders

Rank	Player	Years	Punts	Yards	Avg	Long
1.	Joe Hook	2009-present	93	3,609	38.8	53
	Jade Stillings	1997-98	148	5,744	38.8	80
2.	Jay Hobbs	1999-01	197	7,563	38.4	70
3.	Adam Ivey	2005-08	188	7,183	38.2	68
4.	Bubba Beasley	1990-93	217	8,268	38.1	72
5.	Joey Elmore	1986-89	257	9,784	38.1	60
6.	David Carter	1980-83	76	2,893	38.1	62
7.	Pete Lutz	1982-83	99	3,741	37.8	65
8.	Brent Harris	2001-03	53	1,979	37.3	56
9.	Les Stuart	1994-95	82	3,028	36.9	64

*Min. 40 punts (since 1979)

Career Punt-Return Leaders

Rank	Player	Years	Ret	Yards	Avg	TD	LP
1.	Henry Allen	1986-87	54	1026	10.0	1	96
2.	Jamaal Akbar	2008	20	278	13.9	1	73
3.	Ernest Jackson	1985	12	143	11.9	0	51
4.	Scott Stidham	1991-92	18	209	11.6	1	70
5.	Trent Findley	2001-02	24	248	10.3	0	44
6.	Dewayne Harper	1992-94	90	919	10.2	2	87
7.	Jason Coleman	2003-05	36	344	9.6	1	49
8.	Jessie Burton	2006-07	42	295	9.4	0	34
9.	Fred Thomas	1995	23	208	8.3	0	70
10.	William Mackall	1988	32	265	8.3	0	57

*Min. 10 returns (since 1979)

Career Kickoff Return Leaders

Rank	Player	Years	Ret	Yards	Avg	TD	LP
1.	AJ Williams	2010-present	27	688	25.5	1	91
2.	Tony Champion	83-84	14	341	24.4	1	100
3.	Jessie Burton	06-07	56	1349	24.1	3	100
4.	Roren Thomas	06-08	26	621	23.9	1	83
5.	Daryl Bourne	08-09	17	398	23.4	0	43
6.	William Mackall	85-88	70	1623	23.2	2	96
7.	Tevin Barksdale	2009	18	415	23.1	0	61
8.	Terrance Smith	96-97	17	388	22.8	0	36
9.	Fred Thomas	1995	12	267	22.3	0	37
10.	James Brown	92-95	57	1252	22.0	2	83


*Min. 10 returns (since 1979)

Career / Season Leaders

Annual Receiving Leaders



William Mackall



Taurean Stephens



Mike Hicks

<u>Player</u>	<u>Rec</u>	<u>Yards</u>	<u>Avg</u>	<u>TDs</u>	<u>Year</u>
Jim Love	20	288			1961
Wally Bielewicz	16	296			1962
Scott Boehringer	17	332			1963
Scott Boehringer	15	304			1964
Mack Moody	28	378			1965
Mack Moody	20	179			1966
Steve Allison		243			1967
Steve Allison	26	261			1968
Barry Reeves	25	457			1969
Dana Witten	24	409			1970
Dana Witten	33	516			1971
Dana Witten	18	352			1972
Grady Maddox	35	400			1973
Ronald George	19	320			1974
Ronald George	17	216			1975
Ronald George	22	363			1976
Ronald George	31	623			1977
Ricky Murphy	12	154			1978
Freddie Hudson	16	234	14.6	1	1979
Dwayne McKinney	37	829	22.4	12	1980
Dwayne McKinney	33	548	14.8	5	1981
Tony Champion	17	334	19.6	4	1982
Tony Champion	39	768	19.7	6	1983
Joey Morris	27	363	13.4	1	1984
James Lane	31	534	17.2	1	1985
William Mackall	63	655	10.4	4	1986
William Mackall	90	792	8.8	5	1987
William Mackall	66	1,026	15.5	7	1988
Todd Pope	30	355	11.8	2	1989
Robert Thomas	52	799	15.4	6	1990
Oscar Bunch	39	754	14.0	3	1991
Charles Malone	49	653	13.3	3	1992
Charles Malone	48	690	14.4	7	1993
Maurice Blakemore	27	365	13.5	1	1994
Lenny Harris	53	790	14.9	5	1995
Lenny Harris	46	749	16.3	7	1996
Brian Webb	41	495	12.1	3	1997
Brian Webb	41	606	14.8	3	1998
Rory Redmond	36	609	16.9	4	1999
Travis Parker	13	195	15.0	1	2000
Travis Parker	15	403	26.9	2	2001
Orentheus Taylor	24	270	11.2	1	2002
Taurean Stephens	66	665	10.1	3	2003
Taurean Stephens	67	732	10.9	6	2004
Taurean Stephens	60	651	10.9	5	2005
Jessie Burton	23	367	16.0	2	2006
Roren Thomas	39	553	14.2	6	2007
Mike Hicks	66	894	13.5	12	2008
Mike Hicks	46	599		4	2009
Stephen Shiver	36	634	17.6	5	2010

Career Interception Leaders

<u>Rank</u>	<u>Player</u>	<u>Years</u>	<u>Int</u>	<u>Yards</u>	<u>Avg</u>	<u>TD</u>
1.	Mike Beeler	1968-71	18			
2.	Don Jones	1969-71	17			
3.	Dewayne Harper	1991-93	13			
4.	Benny Thompson	1986-89	12			
	Jerry Reese	1981-84	12			
6.	Mark Carroll	1975-78	11			
7.	Clay Blalack	1975-77	10			
8.	David Williams	1975-77	9			
	Greg Watkins	1987-88	9			
	Roland Delaney	1988-89	9			

Season Total Offense Leaders

<u>Rank</u>	<u>Player</u>	<u>Years</u>	<u>Rush</u>	<u>Total</u>	<u>Plays</u>	<u>Pass</u>
1.	Leon Reed	1988	176	3,227		3051
2.	Leonard Williams	1991	233	2787		2554
3.	Cade Thompson	2008	-112	2,568		2680
4.	Derek Carr	2010	1	2544		2543
5.	Cade Thompson	2009	-95	2451		2546
6.	Jeff McCrone	1995	-49	2,470		2519
7.	Brady Wahlberg	2003	482	2,355		1873
8.	Brady Wahlberg	2005	475	2,168		1693
9.	Leon Reed	1987	315	2,106		1791
10.	Leonard Williams	1990	99	2,063		1964

Season Best Rushing Leaders

<u>Rank</u>	<u>Player</u>	<u>Years</u>	<u>Att</u>	<u>Yards</u>	<u>Avg</u>	<u>TD</u>
1.	Don Chapman	2006	269	1,412	5.2	15
2.	Don Chapman	2005	302	1,396	4.6	16
3.	Don Chapman	2007	229	1,125	4.9	11
4.	Don Chapman	2004	246	1,084	4.4	7
5.	Larry Washington	1976	184	1,058		
6.	Bobby Fowler	1959		1,054		
7.	John Burch	1988	195	1,002	5.1	6
8.	Miguel Barnes	2009	150	843	5.6	12
9.	Larry Shanks	1967		823		
10.	Darriel Ruffin	1997	190	817	4.3	4

Season Leaders

Annual Scoring Leaders



Lee Mayo



Mickey Hamiton



Ki Tok Chu

Player	<u>TD</u>	<u>EP</u>	<u>PAT</u>	<u>FG</u>	<u>Pts</u>	<u>Year</u>
Wilbur Edmiston					64	1961
Darrell Smith					39	1962
Gene Brodie					24	1963
Scott Boehringer					24	1963
Howard Finley					24	1963
Kenny Dixon					24	1964
Mack Moody					30	1965
Lee Mayo					37	1966
Lee Mayo					76	1967
Tom Baker					36	1968
Nate Moore					42	1969
Nate Holmes					48	1970
Nate Holmes					38	1971
Shelton Zennon					24	1972
Johnny Brundige					21	1973
Larry Washington					24	1974
Mickey Hamilton					34	1975
Mickey Hamilton					71	1976
Mike Poteete					49	1977
Sammy Bryant					42	1978
Bart Dilday		-	-	-	42	1979
Dwayne McKinney	12	-	-	-	72	1980
Dwayne McKinney	5	-	-	-	30	1981
Keith Kasnic	-	-	17	11	50	1982
Tony Champion	7	-	-	-	42	1983
Keith Kasnic	-	-	10	8	34	1984
Keith Kasnic	-	-	10	11	43	1985
William Mackall	10	1	-	-	62	1986
William Mackall	7	-	-	-	42	1987
Ki Tok Chu	-	-	37	20	97	1988
Ki Tok Chu	-	-	10	9	37	1989
Ross Barnhart	-	-	29	8	53	1990
Oscar Bunch	7	-	-	-	42	1991
Charles Malone	7	-	-	-	42	1991
Rickey Armstrong	5	2	-	-	32	1992
Charles Malone	7	-	-	-	42	1993
Matt Young	-	-	25	1	28	1994
JJ Brown	-	-	33	3	42	1995
Lenny Harris	7	-	-	-	42	1996
Darriel Ruffin	5	-	-	-	30	1997
Tim Beattie	10	-	-	-	60	1998
Rory Redmond	4	-	-	-	24	1999
Jermi Hampton	5	-	-	-	30	2000
Brent Harris	-	-	20	8	44	2001
Brent Harris	-	-	13	11	46	2002
Justin Glover	5	-	-	-	30	2003
Don Chapman	7	-	-	-	42	2004
Don Chapman	16	-	-	-	96	2005
Don Chapman	15	1	-	-	92	2006
Tom Hansen	-	-	11	46	75	2007
Tom Hansen	-	-	53	7	74	2008
Miguel Barnes	12	-	-	-	72	2009
Cody Sandlin	-	-	28	11	61	2010

Season Best Passing Leaders

Rank	Player	Years	Comp-Att-Int	Pct	Yards	TD
1.	Leon Reed	1988	228-424-22	53.8	3,051	20
2.	Cade Thompson	2008	190-329-14	57.8	2,680	24
3.	Leonard Williams	1991	348-168-14	48.3	2,554	24
4.	Cade Thompson	2009	207-339-15	61.1	2,546	16
5.	Derek Carr	2010	191-328-12	58.2	2,543	13
6.	Jeff McCrone	1995	241-394-17	61.2	2,519	17
7.	Leonard Williams	1990	137-246-7	55.7	1,964	16
8.	Brady Wahlberg	2003	189-308-9	61.4	1,873	12
9.	Leon Reed	1987	174-273-13	63.7	1,791	10
10.	Rickey Armstrong	1992	126-279-8	45.2	1,697	16

Season Best Receiving Leaders

Rank	Player	Year	Rec	Yards	Avg	TD
1.	William Mackall	1988	66	1,026	15.5	7
2.	Mike Hicks	2008	66	894	13.5	12
3.	Dwayne McKinney	1980	37	829	22.4	8
4.	Robert Thomas	1990	52	799	15.4	6
5.	William Mackall	1987	90	792	8.8	5
6.	Lenny Harris	1995	53	790	14.9	5
7.	Tony Champion	1983	39	768	19.7	6
8.	Oscar Bunch	1991	39	754	19.3	7
9.	Lenny Harris	1996	46	749	16.3	7
10.	Taurean Stephens	2004	67	732	10.9	6

Season Best Scoring Leaders

Rank	Player	Years	Pts	TDs	FGs	PATs
1.	Ki Tok Chu	1988	97			
2.	Don Chapman	2005	96			
3.	Don Chapman	2006	92			
4.	Lee Mayo	1967	76			
5.	Tom Hansen	2007	75			
6.	Tom Hansen	2008	74			
7.	Dwayne McKinney	1980	72			
	Brandyn Young	2008	72			
	Mike Hicks	2008	72			
	Miguel Barnes	2009	72			

Team Records

Annual Punting Leaders



Joey Elmore



Jade Stillings



Adam Ivey

Player	No.	Yards	Avg	Long	Year
Gene Brodie	26	858	33.0		1961
Wilbur Edmiston	23	791	34.3		1962
Gene Brodie	65	2,172	33.2		1963
Steve Allison	40	1,305	32.8		1964
Tommy Baker	32	1,253	39.1		1965
Tommy Baker	56	2,007	36.2		1966
Gene Sides	39	1,432	36.7	69	1967
Gene Sides	61	2,211	36.3		1968
Jim Alston	71	2,708	38.1		1969
Jim Alston	57	2,253	39.5		1970
Jim Valdes	30	1,134	37.8		1971
John Collins	76	2,638	34.7		1972
David Brown	86	3,004	34.9	60	1973
Jim Valdes	57	2,280	40.0		1974
David Brown	57	2,051	36.0		1975
David Brown	46	2,175	38.8		1976
Gary Davis	47	1,876	39.9		1977
Mark Williams	44	1,595	36.3		1978
Mark Williams	38	1,308	34.4	54	1979
Mark Williams	57	2,016	35.4	53	1980
Mark Williams	68	2,636	38.8	55	1981
Peter Lutz	72	2,717	30.7	65	1982
David Carter	56	2,217	39.6	62	1983
Jimmy Sides	68	2,490	36.6	62	1984
Ray Pearce	71	2,300	32.4	54	1985
Joey Elmore	56	2,249	40.2	60	1986
Joey Elmore	64	2,418	37.8	54	1987
Joey Elmore	62	2,340	37.7	57	1988
Joey Elmore	75	2,777	37.0	69	1989
Dick Butler	66	2,461	37.3	66	1990
Bubba Beasley	61	2,207	36.2	50	1991
Bubba Beasley	77	2,918	37.9	60	1992
Bubba Beasley	78	3,112	39.9	72	1993
Les Stuart	43	1,540	35.8	63	1994
Les Stuart	39	1,488	38.2	64	1995
Carlton Sisco	35	1,094	34.1	46	1996
Jade Stillings	90	3,481	38.7	80	1997
Jade Stillings	58	2,263	39.0	67	1998
Jay Holmes	73	2,930	40.1	70	1999
Jay Holmes	67	2,622	39.1	66	2000
Jimmy John Bolm	57	2,011	35.3	59	2001
Brent Harris	18	596	33.1	51	2002
JT Batson	48	1,755	36.6	53	2003
Shane Normandin	74	2,552	34.5	62	2004
Adam Ivey	55	2,113	38.4	68	2005
Adam Ivey	47	1,583	33.7	65	2006
Adam Ivey	45	1,794	39.9	57	2007
Adam Ivey	41	1,693	41.3	59	2008
Joe Hook	41	1,504	36.7	50	2009
Joe Hook	52	2,150	40.5	53	2010

Team Records

Scoring

Most Points Scored

Game:.....97 vs. Bethel (1995)
Season:.....448 (2008)

Most Touchdowns Scored

Game:.....14 vs. Bethel (1995)
Season:.....61 (2008)

Total Offense

Game:821 vs. Murray State (2007)
Season:.....4,867 (2008)

First Downs

Game:.....30 vs. Bethel (1995)
Season:.....241 in 12 games (2008)
.....239 in 13 games (1988)
.....235 in 11 games (2009)

Rushing

Most Attempts

Season:.....678 (1977)

Most Net Yards Rushing

Game:531 vs. Murray State (2007)
Season:.....3,013 (1977)

Highest Rushing Avg. Per Game

Season:.....273.9 (1977)

Most Yards Lost Rushing

Season:.....563 (1975)

Passing

Most Attempts

Game:.....65 at JSU (2003)
Season:.....478 in 13 games (1988)
.....470 in 11 games (1995)

Most Completions

Game:.....44 at JSU (2003)
Season:.....287 (1995)

Most Net Yards

Game:.....438 vs. TSU (1985)
Season:..3,368 in 13 games (1988)
.....3,064 in 11 games (1995)

Highest Passing Avg. Per Game

Season:.....278.5 (1995)

Most Touchdown Passes

Game:.....7 vs. Lane (1990)
Season:.....27 in 11 games (1991)

Most Passes Intercepted

Game:.....6 vs. Austin Peay (1986)
.....6 vs. Valdosta State (1986)
Season:.....27 (1989)

Punting

Most Punts

Game:14 vs. Nicholls State (1975)
.....14 vs. Eastern Kentucky (1993)
Season:.....93 (1997)

Most Yards Punting

Game:491 at South Florida (2008)
Season:.....3,539 (1997)

Most Returns

Season:.....48 (1994)

Most Return Yardage

Game:187 vs. Charleston Southern (1994)
Season:.....618 (1967)

Kickoffs

Most Returns

Game:.....10 vs. JSU (1989)
.....10 vs. MTSU (1990)
.....10 vs. Samford (2003)
.....10 vs. Missouri State (2007)
Season:.....58 (2007)

Most Return Yardage

Game:.....256 vs. Samford (2003)
Season:.....1,147 (2008)

Interceptions

Most Interceptions

Game:.....8 vs. Troy State (1968)
Season:.....26 (1968)

Most Return Yardage

Game:.....158 vs. Troy State (1968)
Season:.....485 (1976)

Most Returned For Touchdowns


Season:.....6 (1976)

Fewest Points Yielded

Season:.....19 (1934)

Team Records

Annual Total Tackle Leaders



Terry Giltner



Danny Watkins



Emanuel McNeil

<u>Player</u>	<u>Solo</u>	<u>Assisted</u>	<u>Total</u>	<u>Year</u>
Terry Giltner	113	33	146	1969
Terry Giltner	168	87	255	1970
Mike Peebles	91	61	152	1974
Danny Watkins	79	64	143	1975
Gary Ihnen	46	52	98	1982
Greg Magee	49	61	110	1983
Jerry Reese	44	55	99	1984
Charles Cavaness	43	61	104	1985
Paul Randolph	55	69	124	1986
Emanuel McNeil	54	76	130	1987
Emanuel McNeil	74	47	121	1988
Greg Holmes	48	60	108	1989
Todd Shanks	38	47	85	1990
Dewayne Harper	51	47	98	1991
Todd Shanks	37	65	102	1992
Brian Spano	82	49	131	1993
Brian Spano	90	31	121	1994
Craig Reynolds	58	49	107	1995
Jon Swift	78	56	134	1996
Jon Swift	48	52	100	1997
David Barnes	49	36	85	1998
Lavante Epton	62	56	118	1999
Vincent Thomas	88	45	133	2000
Vincent Thomas	95	33	128	2001
Perez Boyd	76	48	124	2002
Chad McMahan	55	28	83	2003
Markeseo Jackson	75	41	116	2004
David Gilmore	65	26	91	2005
Markeseo Jackson	54	35	89	2006
Josh Yarbrough	36	55	91	2007
Josh Bey	46	42	88	2008
Josh Bey	62	45	107	2009
Josh Bey	91	36	127	2010

Annual Total Offense Leaders



FUMBLE RECOVERY - UT Martin's Dontrell Miller recovered three fumbles and returned them all for touchdowns in 2008. As a team, the Skyhawks set a new NCAA record in 2008 with six fumble recoveries for touchdowns.

Defensive Misc.

- Fewest Points Yielded**
Season:.....19 (1934)
- Fewest Yards Allowed Rushing**
Game:..-22 vs. Livingston (1988)
Season:.....383 (1967)
- Fewest Yards Allowed Passing**
Game:....7 vs. Livingston (1982)
Season:.....734 (1971)
- Most Ind. Fumble Recoveries for a TD**
Season:3 Dontrell Miller (2008)*
- Most TM Fumble Recoveries for TDs**
Season:.....6 (2008)*

Fumble Returns

- Most Recovered**
Game:.....5 vs. Parsons (1969)
.....5 vs. Austin Peay (1974)
...5 vs. Eastern Kentucky (1993)
Season:.....25 (1974)

*NCAA FCS Record

Individual Records

Rushing

Most Attempts

Game: 47, Don Chapman vs. Murray State (2005)

Season: 302, Don Chapman (2005)

Career: 1,046, Don Chapman (2004-07)

Most Yards Gained

Game: 272, Don Chapman at SE Missouri State (2004)

Season: 1,412, Don Chapman (2006)

Career: 5,017, Don Chapman (2004-07)

Passing

Most Attempts

Game: 65, Brady Wahlberg at Jax State (2004)

Season: 424, Leon Reed (1988)

Career: 985, Brady Wahlberg (2002-05)

Most Completions

Game: 44, Brady Wahlberg at Jax State (2004)

Season: 241, Jeff McCrone (1995)

Career: 584, Brady Wahlberg (2002-05)

Best Completion Percentage

Season: 63.7 (174-of-273), Leon Reed (1987)

Career: 60.4 (461-782), Cade Thompson (2007-09)

Most Yards Gained

Game: 438, Jeff McCrone vs. Eastern Kentucky (1995)

Season: 3,051, Leon Reed (1988)

Career: 6,260, Cade Thompson (2007-09)

Most Touchdown Passes

Game: 5, Leonard Williams vs. Lane (1990) / Charles Gamble vs. Southern Illinois (1994)

Season: 24, Leonard Williams (1991) / Cade Thompson (2008)

Career: 48, Cade Thompson (2007-09)

Most Interceptions Thrown

Game: 5, Kelly Coker vs. Livingston (1970) / Eric Bradner vs. Austin Peay (1986) / Eric Bradner vs. Valdosta State (1986) / Brady Wahlberg vs. Samford (2005) / Brady Wahlberg at Jacksonville State (2005)

Season: 22, Leon Reed (1988)

Career: 46, Brady Wahlberg (2002-05)

Receiving

Most Receptions

Game: 16, William Mackall vs. Delta State (1987)

Season: 90, William Mackall (1987)

Career: 225, William Mackall (1985-88)

Most Yards Gained

Game: 283, William Mackall vs. Troy State (1988)

Season: 1,026, William Mackall (1988)

Career: 2,494, William Mackall (1985-88)

Most Touchdown Receptions

Game: 3, William Mackall vs. Troy State (1988) / Robert Thomas vs. Lane (1990) / Charles Malone vs. Austin Peay (1991) / Scott Stidham vs. Samford (1992) / Lenny Harris vs. Austin Peay (1996) / Taurean Stephens at Indiana State (2004) / Stephen Shiver vs. Lambuth (2010)

Season: 12, Mike Hicks (2008)

Career: 16, William Mackall (1985-88)

16, Mike Hicks (2008-09)

Total Offense

Most Yards

Game: 447, Jeff McCrone vs. Eastern Kentucky (1995)

Season: 3,227, Leon Reed (1988)

Career: 7,387, Brady Wahlberg (2002-05)

Most Touchdowns Responsible For

Game: 5, Bobby Fowler vs. West Georgia (1957) /

Brady Wahlberg vs. Eastern Illinois (2002) /

Brady Wahlberg vs. Tennessee Tech (2005)

Season: 30, Leon Reed (1988)

Career: 51, Brady Wahlberg (2002-05) / Cade Thompson (2007-09)

Most Points Responsible For

Game: 33, Bobby Fowler vs. West Georgia (1957)

Season: 180, Leon Reed (1988)

Career: 316, Brady Wahlberg (2002-05)

Most Plays Responsible For

Season: 565, Leon Reed (1988)

Career: 1,426, Brady Wahlberg (2002-05)

Scoring

Most Touchdowns

Game: 5, Bobby Fowler vs. West Georgia (1957)

Season: 19, Bobby Fowler (1959)

Career: 51, Bobby Fowler (1956-59)

Most Extra Points Made

Game: 12, Tom Hansen vs. Concordia (2008)

Season: 53, Tom Hansen (2008)

Career: 128, Tom Hansen (2007-09)

Most Extra Points Attempted

Game: 12, Tom Hansen vs. Concordia (2008)

Season: 57, Tom Hansen (2008)

Career: 136, Tom Hansen (2007-09)

Field Goals Made

Game: 4, Mickey Hamilton vs. Tennessee State (1976) / Taylor Brown vs. Gardner-Webb (2006)

Season: 20, Ki Tok Chu (1988)

Career: 43, Ki Tok Chu (1986-89)

Field Goals Attempted

Game: 5, Mickey Hamilton vs. Tennessee State (1976)

Season: 26, Ki Tok Chu (1988)

Career: 73, Ki Tok Chu (1986-89)

Most Points Scored by Kicking

Game: 15, Taylor Brown vs. Gardner-Webb (2006) / Tom Hansen vs. Concordia (2008)

Season: 97, Ki Tok Chu (1988)

Career: 218, Ki Tok Chu (1986-89)

Consecutive Field Goals Made

Season: 14, Keith Kasnic (1982-83)

Punting

Most Punts

Game: 14, David Brown vs. Nicholls State (1975) /

Bubba Beasley vs. Eastern Kentucky (1993)

Season: 90, Jade Stillings (1997)

Career: 257, Joey Elmore (1986-89)

Most Yards Punting

Game: 467, Adam Ivey at South Florida (2008)

Season: 3,481, Jade Stillings (1997)

Career: 9,784, Joey Elmore (1986-89)

Highest Punting Average

Game: 50.0, Gary Davis vs. Delta State (1977)

Season: 41.3, Adam Ivey (2008)

Career: 39.2, Jim Valdes (1971-74)

Punt Returns

Most Returns

Game: 7, Jerry Reese vs. Fort Valley State (1982) / Jessie Burton at Murray State (2006)

Season: 48, Dewayne Harper (1994)

Career: 93, Dewayne Harper (1991-94)

Most Return Yardage

Game: 183, Dewayne Harper vs. Charleston Southern (1994)

Season: 564, Dewayne Harper (1994)

Career: 955, Dewayne Harper (1991-94)

Highest Average Per Return

Season: 19.5, EJ Daniel (2006)

Career: 14.1, Jim Wiggins (1966-68)

Kickoff Returns

Most Returns

Game: 9, Darron Turner vs. Jacksonville State (1989) / Darron Turner vs. Middle Tennessee (1990) / Jessie Burton vs. Missouri State (2007)

Season: 39, Henry Allen (1986)

Career: 89, Jason Coleman (2002-05)

Most Return Yardage

Game: 248, Darron Turner vs. Middle Tenn. (1990)

Season: 825, Jessie Burton (2007)

Career: 1,842, Jason Coleman (2002-05)

Interception Returns

Most Interceptions

Game: 4, Mike Beeler vs. Jacksonville State (1970) / Ernest Jackson vs. Livingston (1986)

Season: 8, Clay Blalack (1976) / Mike Beeler (1970) / Don Jones (1969)

Career: 18, Mike Beeler (1968-71) / Don Jones (1968-71)

Most Return Yardage

Game: 100, Jimmy Randolph vs. Morehead State (1977)

Season: 269, Clay Blalack (1976)

Career: 344, Clay Blalack (1975-77)

Most Returned for Touchdowns

Season: 4, Clay Blalack (1976)

Career: 4, Clay Blalack (1975-77)

Tackles

Most Total Tackles

Game: 25, Terry Giltner vs. McNeese State (1970)

Season: 255, Terry Giltner (1970)

Career: 426, Danny Watkins (1975-77)

Most Unassisted Tackles

Season: 168, Terry Giltner (1970)

Career: 281, Terry Giltner (1969-70)

Most Assisted Tackles

Season: 87, Terry Giltner (1970)

Career: 184, Emanuel McNeil (1985-88)

100-Yard Rushers

100+ Yard Rushing Games

272 Don Chapman at Southeast Missouri	2004
250 Bobby Fowler vs. West Georgia	1958
229 Don Chapman vs. Murray State	2005
225 Don Chapman at Southeast Missouri	2006
222 Darriel Ruffin vs. Southwest Missouri	1997
221 Don Chapman vs. Tennessee State	2005
214 Don Chapman at Tennessee Tech	2006
213 Brandyn Young vs. Eastern Illinois	2008
206 Don Chapman at Murray State	2006
204 Don Chapman vs. Murray State	2007
197 John Burch vs. West Georgia	1987
183 Don Chapman at Austin Peay 2004/1992	
175 Jermi Hampton vs. Murray State	2000
173 John Burch vs. Austin Peay	1987
171 Don Chapman vs. Eastern Kentucky	2006
166 William Parson vs. Austin Peay	
164 Nate Moore vs. McNeese State	1969
162 Larry Washington vs. Delta State	1976
159 Brandyn Young vs. Murray State	2007
158 Nate Holmes vs. Austin Peay	1971
157 Trace McDermott vs. Murray State	2007
156 Jim Wiggins vs. North Alabama	1966
155 Don Chapman at Austin Peay	2006
153 Bobby Hayes vs. Jacksonville State	1967
150 Adam Joyner vs. Murray State	1998
150 Adam Joyner vs. Lambuth	1999
150 Marcus Dawson vs. Gardner-Webb	2006
148 Larry Washington vs. Tennessee State	1976
146 Jason Johnson vs. Murray State	1994
145 Everett DeVeaux vs. Livingston	1979
144 Marcus Dawson vs. Jacksonville State	2006
143 Don Chapman vs. Eastern Illinois	2004
142 Jim Wiggins vs. Middle Tennessee	1967
141 Don Chapman vs. Central Arkansas	2005
140 Don Chapman at Eastern Illinois	2007

140 Demond Fason vs. Bethel	1995
140 Larry Washington vs. North Alabama	1976
138 Roland Ogletree vs. Wingate	2000
137 Roland Ogletree vs. Southeast Missouri	2000
137 Larry Shanks vs. Jacksonville State	1967
136 Nate Moore vs. Parsons	1969
134 Tevin Barksdale vs. Tenn. Tech	2010
134 Larry Shanks vs. Southeast Missouri	1967
132 Jason McNair vs. Southeast La.	2010
131 Josh Chapman at Murray State	2006
131 Larry Shanks vs. North Alabama	1967
131 Ron Smalls vs. Murray State	1976
129 Darriel Ruffin vs. Austin Peay	1997
129 Brandyn Young at Tennessee State	2009
128 Nikki Jackson vs. Bethel	1995
128 Ron Schomaker vs. North Alabama	1970
127 Don Chapman at Eastern Illinois	2005
127 Michael Gipson vs. Jacksonville State	1977
126 Nate Holmes vs. Delta State	1971
126 Tim Beattie vs. Eastern Illinois	1999
125 Scottie Mitchell vs. Austin Peay	1990
125 Miguel Barnes vs. Murray State	2009
125 Larry Shanks vs. Austin Peay	1966
120 Josh Chapman vs. Tennessee Tech	2005
118 Ron Schomaker vs. Livingston	1970
117 Miguel Barnes vs. Jacksonville State	2008
116 Don Chapman vs. Southeast Missouri	2007
116 Don Chapman at Gardner-Webb	2005
116 John Burch vs. Murray State	1988
116 Scottie Mitchell vs. Austin Peay	1989
116 Adam Joyner vs. Southeast Missouri	1996
116 Kendrick Edwards at Tennessee State	2001
115 Miguel Barnes vs. Iowa Wesleyan	2009
115 Larry Shanks vs. Bradley	1966
113 Don Chapman vs. Samford	2007
113 Nikki Jackson vs. Morehead State	1995
113 Jim Wiggins vs. Bradley	1966

112 John Burch vs. Delta State	1986
112 George Dominguez vs. North Alabama	1972
111 Don Chapman vs. Missouri State	2007
111 Daryl Bourne vs. Concordia	2008
110 Jermi Hampton vs. Lambuth	2000
110 Robert Hines vs. Lambuth	2000
110 Larry Shanks vs. Delta State	1967
110 Stanley Ladd vs. Murray State	1982
109 Brandyn Young at Tennessee Tech	2008
109 Brady Wahlberg at Eastern Kentucky	2003
109 William Parson vs. Murray State	1993
108 Miguel Barnes vs. Austin Peay	2009
108 Bart Dilday vs. Delta State	1979
108 Darron Turner vs. Livingston	1990
108 Don Chapman at Southern Illinois	2006
108 Larry Washington vs. Nicholls State	1976
107 Don Chapman vs. Southeast Missouri	2005
106 Mike Ray vs. Austin Peay	1982
106 Larry Washington vs. Jacksonville St.	1976
105 Miguel Barnes at Memphis	2009
105 Miguel Barnes vs. Southeast Missouri	2009
104 Don Chapman at Central Arkansas	2007
104 Don Chapman at Murray State	2004
104 Roland Ogletree vs. Samford	2000
104 Darriel Ruffin vs. Tennessee State	1997
104 Nate Holmes vs. Delta State	1970
104 Larry Shanks vs. Murray State	1966
103 Don Chapman at Tennessee State	2007
103 Larry Shanks vs. Arkansas College	1967
103 Rashad Howse vs. Eastern Kentucky	1998
102 Brady Wahlberg vs. Tennessee Tech	2003
102 Scottie Mitchell vs. Southeast Missouri	1991
102 Daryl Bourne vs. Baker	2008
100 Brady Wahlberg at Jacksonville State	2005

Most 100-Yard+ Rushing Games (109 Total)

<u>Player</u>	<u>Total</u>
Don Chapman	24
Larry Shanks	8
Miguel Barnes	6
John Burch	5
Washington	5
Ruffin	4
Holmes	3
Joyner	3
Mitchell	3
Ogletree	3
Wahlberg	3
Wiggins	3
Young	4
Bourne	2
Josh Chapman	2
Dawson	2
Hampton	2
Jackson	2
Moore	2
Parson	2
Schomaker	2
Beattie	1
DeVeaux	1
Dilday	1
Dominguez	1
Edwards	1

Fason	1
Fowler	1
Gipson	1
Hayes	1
Hines	1
Howse	1
Johnson	1
Ladd	1
McDermott	1
Ray	1
Smalls	1
Turner	1
Barksdale	1
McNair, Ja.	1

Most 100-Yard Rush Games Opponents (109 Total)

<u>Team</u>	<u>Number</u>	<u>Last Time</u>
Murray State	16	2009
Austin Peay	11	2009
Southeast Missouri	9	2009
Jacksonville State	7	2008
Delta State	6	1986
Tennessee State	6	2009
Eastern Illinois	5	2008
North Alabama	5	1976
Tennessee Tech	5	2010
Eastern Kentucky	3	2006

Lambuth	3	2000
Livingston	3	1979
Samford	3	2007
Bethel	2	1995
Bradley	2	1966
Central Arkansas	2	2007
Gardner-Webb	2	2006
Middle Tennessee	2	1997
Missouri State	2	2007
West Georgia	2	1987
Arkansas College	1	1967
Baker	1	2008
Concordia	1	2008
Iowa Wesleyan	1	2009
McNeese State	1	1969
Memphis	1	2009
Morehead State	1	1995
Nicholls State	1	1976
Parsons	1	1969
Southeast La.	1	2010
Southern Illinois	1	2006
Troy State	1	1988
Wingate	1	2000

300-Yard Passing Games

Yards	Player vs. Opponent	Year	Year	Player vs. Opponent	Year	Player vs. Opponent	Year	
331	Rickey Armstrong vs. Samford	1992	331	Rickey Armstrong vs. Samford	1992	John Repella	1	
438	Jeff McCrone vs. Tennessee State	1995	329	Leon Reed vs. Jacksonville State	1988	Brady Wahlberg	1	
419	Cade Thompson vs. Eastern Kentucky	2008	324	Trey Sikes vs. Troy State	1986	Most 300+ Yard Passing Opponents		
390	Derek Carr at Southeastern La.	2010	316	Cade Thompson vs. Baker	2008	(30 Total)		
384	Leonard Williams vs. Murray State	1991	309	Derek Carr vs Tennessee St.	2010	Team	Number	
381	Leonard Williams vs. Jacksonville State	1990	309	Tommy Overton vs. Livingston	1981	Last Time		
381	Leonard Williams vs. Troy State	1990	309	Leon Reed vs. Mississippi College	1988	Jacksonville State	5	
380	Leonard Williams vs. Morehead State	1991	307	Rick Wilson vs. Samford	1996	Livingston	3	
378	Cade Thompson at Eastern Kentucky	2009	302	Jeff McCrone vs. Southern Illinois	1996	Troy State	3	
375	Jeff McCrone vs. Tennessee Tech	1995	Most 300+ Yard Passing Games				Eastern Kentucky	3
369	Brady Wahlberg at Jacksonville State	2003	(30 Total)				Mississippi College	2
368	Derek Carr at Austin Peay	2010	Player	Number		Samford	2	
359	Leon Reed vs. Mississippi College	1987	Leon Reed	5		Austin Peay	3	
353	Trey Sikes vs. Jacksonville State	1986	Jeff McCrone	4		Baker	1	
350	Trey Sikes vs. Livingston	1986	Leonard Williams	4		Middle Tennessee	1	
347	Leon Reed vs. Livingston	1987	Cade Thompson (2007-09)	4		Morehead State	1	
346	John Repella vs. Middle Tennessee	1998	Derek Carr	4		Murray State	1	
345	Rick Wilson vs. Austin Peay	1996	Trey Sikes	3		Southern Illinois	1	
343	Leon Reed vs. Troy State	1988	Rick Wilson	2		Tennessee State	2	
338	Derek Carr vs Jacksonville St.	2010	Ricky Armstrong	1		Tennessee Tech	1	
336	Jeff McCrone vs. Eastern Kentucky	1995	Tommy Overton	1		Southeastern La.	1	
334	Cade Thompson vs. Austin Peay	2009						

Season Openers


Year	W/L	Opponent	Score	Year	W/L	Opponent	Score
1925	L	@Union	20-0	1961	L	Arkansas State Teachers	15-8
1926	T	Tupelo Military Institute	0-0	1962	W	@Arkansas State Teachers	13-6
1927	W	Sunflower JC	39-0	1963	W	Harding (Ark.)	19-7
1928	L	@W. Tenn. State Teachers	60-0	1964	W	@Harding (Ark.)	28-0
1929	W	Caruthersville JC	7-0	1965	L	Arkansas State Teachers	15-14
1930	W	Sunflower JC	31-2	1966	L	@Arkansas State Teachers	17-14
1931	L	Bethel (Ky.)	7-2	1967	W	Murray State	16-9
1932	L	@Middle Tenn. Teachers	18-7	1968	T	@Murray State	7-7
1934	W	Burritt College	32-0	1969	W	@Austin Peay	7-6
1935	W	Arkansas College	21-0	1970	L	@Middle Tennessee	28-7
1936	W	Northwest Mississippi JC	56-6	1971	W	Middle Tennessee	28-0
1937	W	Northwest Mississippi JC	19-0	1972	L	@Middle Tennessee	30-3
1938	L	@Tennessee Wesleyan	12-6	1973	L	@Nicholls State	7-0
1939	W	W. Tennessee State Frosh	13-7	1974	L	Nicholls State	16-14
1940	L	SW Presbyterian Frosh	33-6	1975	L	@Nicholls State	23-0
1941	L	@Memphis Frosh	20-0	1976	L	@Southeast Louisiana	28-12
1946	L	Bethel (Tenn.)	13-0	1977	W	@Austin Peay	23-10
1947	W	Southeast Missouri B	13-0	1978	L	Austin Peay	21-14
1948	L	SE Missouri State Teachers	20-7	1979	L	@Austin Peay	34-7
1949	L	Itawamba JC	35-6	1980	L	@Arkansas State	29-9
1950	L	@Itawamba JC	39-2	1981	W	Troy State	19-7
1951	L	Itawamba JC	33-6	1982	W	Fort Valley	14-6
1952	W	@Itawamba JC	14-7	1983	L	@Arkansas State	31-0
1953	L	Itawamba JC	13-0	1984	L	@Austin Peay	13-10
1954	W	East Mississippi JC	7-0	1985	W	Lane	12-6
1955	W	@Columbia Military Institute	9-6	1986	W	Lane	57-11
1956	L	Baylor (@Chattanooga)	34-0	1987	L	@Murray State	34-6
1957	W	Marion Institute	32-6	1988	W	@Murray State	32-24
1958	W	Georgetown (Ky.)	33-7	1989	L	Murray State	24-3
1959	L	Arkansas State Teachers	13-0	1990	W	Lane	73-0
1960	W	@Memphis Navy	35-0	1991	L	@Chattanooga	21-14
				1992	W	Delta State	24-0
				1993	L	Chattanooga	26-7
				1994	W	@Southern Illinois	35-26
				1995	W	Bethel (Tenn.)	97-7
				1996	L	@Southern Illinois	27-14
				1997	L	Western Kentucky	42-0
				1998	L	@Western Kentucky	49-7
				1999	L	Western Kentucky	34-10
				2000	W	Lambuth	32-21
				2001	L	Gardner-Webb	45-20
				2002	W	Southwest Baptist	19-18
				2003	W	Austin Peay	21-20
				2004	L	@Western Michigan	42-0
				2005	W	Central Arkansas	35-34
				2006	L	@Ohio	29-3
				2007	L	@Southern Miss	35-13
				2008	L	@South Florida	56-7
				2009	W	Iowa Wesleyan	56-0
				2010	L	@Tennessee	50-0

Season Leaders

Annual Interception Leaders



Jerry Reese



Perez Boyd



Markei Guy

Player	No.	Yards	Avg	TD	Long	Year
Tommy Baker	7					1966
Robbie Smith	5					1967
Two Tied*	5					1968
Don Jones	8	62				1969
Two Tied*	4					1972
Two Tied*	4					1973
Brian Arquist	3	9				1974
Gary Guthrie	4	4				1975
Clay Blalack	8	269				1976
Jimmy Randolph	4	154				1977
Charlie Williams	3	85				1978
Three Tied*	2	69	--	0	--	1979
Two Tied*	2					1980
Barry Joyce	4	30	7.5	0		1981
Jerry Reese	7	75	10.7	0		1982
Three Tied*	2	35	--	0	--	1983
Three Tied*	2	155	--	0	--	1984
Five Tied*	1	4	--	0	--	1985
Two Tied*	5	62	--	0	--	1986
Two Tied*	4	59	--	0	--	1987
Roland Delaney	5	28	5.6	0		1988
Roland Delaney	4	8	2.0	0		1989
Charles Wilson	5	74	14.8	0	55	1990
Two Tied*	3	6	--	0	--	1991
Todd Shanks	3	11	3.7	0	11	1992
Two Tied*	4		--	0	--	1993
James Brown	4	21	5.3	0		1994
Two Tied*	4	71	--	2	--	1995
Chris Jones	2	-8	0.0	0		1996
Corey Cobb	4	75	18.8	2		1997
Two Tied*	2	83	--	1	--	1998
Three Tied*	1	57	--	0	--	1999
Trent Findley	4	46	11.5	1		2000
Perez Boyd	3	76	25.3	0		2001
Perez Boyd	5	79	15.8	0		2002
Chad McMahan	5	24	4.8	0		2003
Jason Coleman	4	73	18.3	0		2004
Rayvon Simms	4	42	10.5	0		2005
Kevin Rondo	3	2	0.0	0	3	2006
Jessie Burton	2	37	18.5	0	34	2007
Dontrell Miller	4	68	17	0	68	2008
Markei Guy	3	14	4.6	0		2009
Kendal Harper	3	6	2.0	0	6	2010

*Combined statistics among players

All-Time UT Martin Coaching Records

Years	Coach (Alma Mater)	Yrs/UTM	W	L	T	Pct.
1925-33	H.K. Grantham	8	27	34	9	.386
1934-36	W.E. Derryberry (Tennessee)	3	22	3	1	.846
1937-38	Nick G. Denes	2	6	9	1	.375
1939-41	Paul Hug	3	11	24	1	.306
1942-46	No Team (War Years)					
1947, 49-56	James C. Henson (Mississippi State)	8	24	48	3	.320
1957-74	Bob Carroll (Wyoming)	18	85	82	4	.497
1975-77	George MacIntyre (Miami)	3	18	14	0	.563
1978-79	Vester Newcomb (Miami)	2	7	13	0	.350
1980-81	Lynn Amadee (LSU)	2	8	14	0	.364
1982-85	Fred Pickard (Florida State)	4	12	31	1	.283
1986-96	Don McLeary (Tennessee)	10	50	73	0	.407
1997-99	Jim Marshall (UT Martin)	3	2	31	0	.061
2000-02	Sam McCorkle (West Alabama)	3	2	25	0	.080
2002	Johnny Jernigan (Stephen F. Austin)*	1	0	4	0	.000
2003-05	Matt Griffin (New Hampshire)	3	10	24	0	.294
2006-present	Jason Simpson (Southern Miss)	5	32	25	0	.561


*Interim



H.K. Grantham



W.E. Derryberry




Nick G. Denes



Paul Hug



James C. Henson



Bob Carroll



George MacIntyre



Vester Newcomb



Lynn Amadee



Fred Pickard



Don McLeary



Jim Marshall



Sam McCorkle



Johnny Jernigan



Matt Griffin



Jason Simpson

All-Time UT Martin Coaching Staff

1961	Bob Carroll Head Coach	Billy Ware Defensive Line	Jim Hardegree Linebackers
	Grover Page Line Coach	Jim Marshall Running Backs	Mickey Marley Secondary
	Ross Elder End Coach	David Lee Quarterbacks, Receivers	Larry Shanks Defensive Coordinator, DL
1962	Bob Carroll Head Coach	1976	Bill Staehs Quarterbacks
	Grover Page Line	George MacIntyre Head Coach	1984
	Ross Elder End	Ron McCrone Defensive Coordinator, Secondary	Fred Pickard Head Coach
1963	Bob Carroll Head Coach	Vester Newcomb Offensive Coordinator, OL	Jim Graves Offensive Coordinator, OL
	Grover Pages Line	Fred Pickard Linebackers	Jim Hardegree Linebackers
	Ross Elder End	Billy Ware Defensive Line	Mickey Marley Secondary
	Ted Sines Freshman Coach	Don Wiggins Running Backs	Larry Shanks Defensive Coordinator, DL
1964	Bob Carroll Head Coach	David Lee Quarterbacks, Receivers	Bill Staehs Quarterbacks
	Grover Page Line	1977	1985
	Ross Elder End	George MacIntyre Head Coach	Fred Pickard Head Coach
	Ted Sines Freshman Coach	Ron McCrone Defensive Coordinator, Secondary	Jim Graves Offensive Coordinator, OL
1965	Bob Carroll Head Coach	Vester Newcomb Offensive Coordinator	Larry Shanks Defensive Coordinator
	Grover Page Defensive Line	Fred Pickard Linebackers	Jim Hardegree Linebackers
	Ross Elder Offensive Line	Billy Ware Defensive Line	Mickey Marley Defensive Backs
	Jack Beeler Defensive Backfield	Don Wiggins Receivers	Bill Staehs Quarterbacks, Recruiting Coordinator
	Chris Holbrook Freshman Coach	Monty Crook Offensive Line	1986
1966	Bob Carroll Head Coach	1978	Don McLeary Head Coach
	Grover Page Defensive Line	Vester Newcomb Head Coach	Larry Shanks Defensive Coordinator, Linebackers
	Ross Elder Offensive Line	Fred Pickard Defensive Coordinator, Linebackers	Todd Berry Offensive Coordinator, Offensive Backs
	Jack Beeler Defensive Backfield Coach	Jim Marshall Offensive Coordinator, OL	Jeremiah Davis Secondary, Recruiting Coordinator
	Bobby Fowler Freshman Coach	Don Wiggins Receivers	Denver Johnson Assistant Head Coach, Off. Line
1967-1968	Bob Carroll Head Coach	Charlie Newlon Secondary	1987
	Grover Page Defensive Line	Gary Guthrie Running Backs	Don McLeary Head Coach
	Ross Elder Offensive Line	Randy Latta Defensive Line	Larry Shanks Defensive Coordinator, Defensive Line
	Jack Beeler Defensive Backfield Coach	Bill Staehs Quarterbacks	Todd Berry Offensive Coordinator, QBs, Receivers
	Bobby Fowler Freshman Coach	Clay Blalack Defensive Ends	Jeremiah Davis Linebackers, Recruiting Coordinator
1969	Bob Carroll Head Coach	1979	Denver Johnson Assistant Head Coach, Off. Line
	Grover Page Defensive Line	Vester Newcomb Head Coach	Jerry Reese Defensive Backs
	Ross Elder Offensive Line	Fred Pickard Running Backs	Bruce Scott Running Backs
	Jack Beeler Defensive Backfield	Don Wiggins Quarterbacks	1988
	Vernon Prather Offensive Backfield	Charlie Newlon Secondary	Don McLeary Head Coach
	Bud Reiselt Head Freshman Coach	Jim Taubert Defensive Line	Todd Berry Offensive Coordinator, OL, QBs, WRs
	Tommy Baker Freshman Backfield Coach	Terry Giltner Linebackers	Denver Johnson Assistant Head Coach, Off. Line
1970	Bob Carroll Head Coach	1980	Larry Shanks Defensive Coordinator, DL
	Grover Page Defensive Line	Lynn Amedee Head Coach	Jerry Reese Defensive Backs
	Ross Elder Offensive Line	Fred Pickard Offensive Backs	Bruce Scott Running Backs
	Jack Beeler Defensive Backfield	Jim Graves Offensive Line	1989
	Vernon Prather Offensive Backfield	Charlie Newlon Secondary	Don McLeary Head Coach
	Bud Reiselt Head Freshman Coach	Jim Taubert Defensive Line	Larry Shanks Assistant Head Coach, DC, DL
	Lloyd Watson Assistant Freshman Coach	Terry Giltner Linebackers	Bruce Scott Offensive Line
1971	Bob Carroll Head Coach	1981	Vincent White Offensive Coordinator, Receivers
	Grover Page Defensive Line	Lynn Amedee Head Coach	Jim Hughes Linebackers
	Ross Elder Offensive Line	Fred Pickard Defensive Coordinator	1990
	Jack Beeler Defensive Backfield	Donny Sherman Offensive Coordinator	Don McLeary Head Coach
	Vernon Prather Offensive Backfield	Jim Graves Offensive Line	Larry Shanks Assistant Head Coach, DC, LBs
	Bud Reiselt Head Freshman Coach	Jim Graves Offensive Line	Jerry Reese Defensive Backs
	Lloyd Watson Assistant Freshman Coach	Jim Taubert Defensive Line	Jim Hughes Linebackers
1972	Bob Carroll Head Coach	Mickey Marley Secondary	Morgan Hout Offensive Coordinator, Receivers
	Grover Page Defensive Line	1982	Todd Kirk Offensive Line
	Ross Elder Offensive Line	Fred Pickard Head Coach	Jim Graves Assistant, Recruiting Coordinator
	Jack Beeler QBs, Receiver	Jim Graves Offensive Coordinator, OL	1991
	Vernon Prather Defensive Backfield	Jim Hardegree Offensive Line	Don McLeary Head Coach
1973	George MacIntyre Head Coach	Mickey Marley Secondary	Larry Shanks Assistant Head Coach, DC, LBs
	Ron McCrone Defensive Coordinator, Secondary	Larry Shanks Defensive Coordinator, DL	Jerry Reese Secondary
	Vester Newcomb Offensive Coordinator, OL	Bill Staehs Quarterbacks	Jim Hughes Linebackers
	Fred Pickard Linebackers	1983	Todd Kirk Offensive Coordinator, Receivers
	Billy Ware Defensive Line	Fred Pickard Head Coach	Jim Graves PT Coach, Recruiting Coordinator
	Don Wiggins Running Backs	Jim Graves Offensive Coordinator, OL	
	David Lee Quarterbacks, Receivers		

All-Time UT Martin Coaching Staff

1992

Don McLeary Head Coach
 Larry Shanks Assistant Head Coach, DC, LBs
 Jerry Reese Secondary
 Morgan Hout. Passing Game Coord., Receivers
 Todd Kirk Run Game Coord., OL
 Grady Andrews Defensive Line
 Jim Graves PT Coach, Recruiting Coordinator

1993

Don McLeary Head Coach
 Jerry Reese Assistant Head Coach, Receivers
 Drew Fabianich Co-Defensive Coordinator, LBs
 Mike MacIntyre. Co-Defensive Coordinator, Secondary
 Todd Kirk Run Game Coord., OL
 Grady Andrews Defensive Line
 Jim Graves PT Coach
 Jackie Shipp. Restricted Earnings Coach

1994

Don McLeary Head Coach
 Jerry Reese Assistant Head Coach, Receivers
 Drew Fabianich Co-Defensive Coordinator, LBs
 Mike MacIntyre. Co-Defensive Coord., Secondary
 Todd Kirk Run Game Coord., OL
 Grady Andrews Defensive Line
 Matt MacIntyre Running Backs
 Kacy Rodgers Defensive Ends
 Charles Wiggins Graduate Assistant

1995

Don McLeary Head Coach
 Drew Fabianich Co-Defensive Coord., Secondary
 Todd Kirk Offensive Line
 Kacy Rodgers Defensive Ends
 Charlie Stubbs Offensive Coordinator, QBs
 Charles Wiggins Restricted Earnings Coach

1996

Don McLeary Head Coach
 Mike MacIntyre Defensive Coordinator, Secondary
 Rod Olson Offensive Coordinator
 Todd Kirk Offensive Line
 Kacy Rodgers Defensive Ends
 Scott Smith Defensive Tackles
 Jody Evans Linebackers
 Mark Leposky Wide Receivers
 Brian Spano Linebackers

1997

Jim Marshall Head Coach
 Jim Abbate Secondary
 Mike Beagle Defensive Coordinator, LBs
 Jeff Brookshire Offensive Line
 Matt Griffin Offensive Coordinator, QBs, Receivers
 Kacy Rodgers Defensive Line
 Dave Walkosky Special Teams, Running Backs

1998

Jim Marshall Head Coach
 Jeff Brookshire Offensive Line
 Matt Griffin Offensive Coordinator, QBs, Receivers
 Dave Walkosky Defensive Coord., Secondary
 Chris Jones Defensive Line
 Larry Porter Running Backs
 Paul Randolph Linebackers

1999

Jim Marshall Head Coach
 Kurt Barber Defensive Line
 Damon Bradford Linebackers
 Jeff Brookshire Offensive Line
 Allan Cox Offensive Coordinator, QBs, Receivers
 Pete Shaw Defensive Coordinator, Secondary

2000

Sam McCorkle Head Coach
 Jeff Richards Assistant Head Coach, DC, LBs
 Kurt Barber Defensive Line
 Gerald Broussard. Off. Line, Strength & Conditioning
 Brian Manner Running Backs
 Sammy McCorkle Defensive Backs
 Blaine McCorkle Wide Receivers

2001

Sam McCorkle Head Coach
 Butch Caldwell Asst. HC, Recruiting Coord., LBs
 Sammy McCorkle Defensive Coordinator, LBs
 Brian Maner. Running Backs, Strength & Conditioning
 Blaine McCorkle Offensive Line
 Wyatt Rogers Wide Receivers
 Johnny Jernigan Defensive Line

2002

Sam McCorkle Head Coach
 Brad Franchione LBs, Recruiting Coordinator
 Lee Hollifield Wide Receivers
 *Johnny Jernigan Def. Line, Strength & Conditioning
 Blaine McCorkle Offensive Line
 Sammy McCorkle Defensive Coordinator, DBs
 Cedric Thomas Running Backs
 *Johnny Jernigan Interim Head Coach

2003

Matt Griffin Head Coach
 Mickey Fein Offensive Coordinator
 Andy Rondeau Defensive Coordinator, LBs
 Johnny Jernigan Defensive Line
 Brian Scott Wide Receivers
 Mike Zapolnik Offensive Line
 DeLane Fitzgerald. Recruiting Coord., Receivers, RBs
 Jason Seaker Defensive Backs
 Dwayne Wilmot Defensive Assistant

2004

Matt Griffin Head Coach
 Kevin Cahill Wide Receivers
 Mickey Fein Offensive Coordinator, QBs
 DeLane Fitzgerald Special Teams Coord., RBs
 Michael Hayes Offensive Line
 Johnny Jernigan Defensive Line
 Mark Lister Defensive Coordinator
 Dwayne Wilmot Recruiting Coord., LBs
 Matt Wise Cornerbacks

2005

Matt Griffin Head Coach
 Kevin Cahill Wide Receivers
 Mickey Fein Offensive Coordinator, QBs
 Michael Hayes Offensive Line
 Johnny Jernigan Defensive Line
 Mark Lister Defensive Coordinator, LBs
 Dwayne Wilmot Recruiting Coordinator, Safeties
 Matt Wise Cornerbacks

Brandon Lacy Running Backs
 William Hawkins Defensive Assistant

2006

Jason Simpson Head Coach
 Chris Boone Assist. Head Coach, Def. Coord., LBs
 Chris Achuff Def. Line, Strength & Conditioning
 Shepherd Campell Cornerbacks
 Kent Laster Recruiting Coordinator, WRs
 Marcus Satterfield Passing Game Coordinator, RBs
 Ferrell Trimm Special Teams Coordinator, Safeties
 Geep Wade Offensive Line
 Will Harriger Tight Ends
 Tony Butler Assistant Coach

2007

Jason Simpson Head Coach
 Chris Boone. Assistant Head Coach, Def. Coord., LBs
 Chris Achuff. Defensive Line, Strength & Conditioning
 Shepherd Campbell Cornerbacks
 Marcus Satterfield Passing Game Coordinator, QBs
 Ferrell Trimm Special Teams Coordinator, Safeties
 Geep Wade Run Game Coordinator, OL
 Jay Graham Recruiting Coordinator, Receivers

2008

Jason Simpson Head Coach
 Adam Beauchamp. DL, Strength & Conditioning Coord
 Anthony Blevins Recruiting Coordinator, CBs
 Chris Boone. Assist. HC, Def. Coord., Safeties
 Gerad Parker Running Backs
 Cesar Rivas-Sandoval Special Teams Coord., LBs
 Marcus Satterfield. Assoc. HC, Pass Game Coord., QBs, WRs

Geep Wade Run Game Coordinator, OL

2009

Jason Simpson Head Coach
 Chris Boone Assistant Head Coach, Def. Coord.
 Geep Wade Offensive Coordinator, OL
 Adam Beauchamp Assoc. Head Coach, RBs
 Gerad Parker Wide Receivers
 Jimmy Lindsey Defensive Line
 Will Harriger Linebackers
 Carter Barfield Quarterbacks
 Brandon Cooper Cornerbacks
 Alex Cohen Strength and Conditioning
 Kevin Bannon Offensive GA
 Ray Williams Defensive GA

2010

Jason Simpson Head Coach
 Kevin Bannon. Offensive GA
 Mac Bryan. Offensive Line, Offensive Coordinator
 Chris Boone Assist. HC, Defensive Coord., Safeties
 Nathan Burton Linebackers
 Brandon Cooper Defensive Backs
 Chase Gibson. Strength & Conditioning GA
 Jordan Hankins Running Backs, S & C Coordinator
 Ryan Nielson Defensive Line, Special Teams Coord
 Gerad Parker Wide Receivers, Recruiting Coord
 Kane Wommack. Quarterbacks
 Ray Williams. Defensive GA

All-Time Results

1925 (5-4-1) H.K. Grantham

Union	9/19	Jackson, Tenn.	20-0	L
Murray State	10/3	Martin, Tenn.	6-0	L
Will-Mayfield College	10/10	Marble Hill, Ark.	0-0	T
Jonesboro Baptist College	10/17	Martin, Tenn.	22-0	W
Memphis	10/23	Memphis, Tenn.	15-6	W
Ogden College (Ky.)	10/31	Martin, Tenn.	7-6	L
All Stars Game	11/11	Martin, Tenn.	6-0	W
Bethel (Ky.)	11/20	Russellville, Ky.	*	W
Lambuth College	11/26	Martin, Tenn.	13-0	W
Bethel (Tenn.)	12/4	Martin, Tenn.	19-17	L

*Official score not recorded

1926 (2-6-1) H.K. Grantham

Tupelo Military Institute	9/24	Martin, Tenn.	0-0	T
Cumberland University	10/1	Lebanon, Tenn.	30-0	L
Murray State	10/8	Murray, Ky.	25-0	L
SIU Carbondale	10/15	Martin, Tenn.	13-7	L
Tennessee Tech	10/22	Cookeville, Tenn.	12-0	L
Will-Mayfield College	10/29	Martin, Tenn.	19-0	W
Lambuth	11/6	Jackson, Tenn.	13-7	W
Union	11/12	Martin, Tenn.	12-7	L
Bethel (Tenn.)	11/25	McKenzie, Tenn.	21-7	L

1927 (2-3-2) H.K. Grantham

Sunflower Junior College	10/7	Martin, Tenn.	39-0	W
SIU Carbondale	10/14	Carbondale, Ill.	37-7	L
Murray State	10/28	Martin, Tenn.	13-7	L
Union	11/4	Jackson, Tenn.	38-0	L
Lambuth	11/11	Martin, Tenn.	7-7	T
Bethel (Tenn.)	11/17	McKenzie, Tenn.	13-12	W
Tennessee Tech	11/24	Martin, Tenn.	0-0	T

1928 (2-6-0) H.K. Grantham

Memphis	10/6	Memphis, Tenn.	60-0	L
SIU Carbondale	10/12	Martin, Tenn.	34-0	L
Murray State	10/19	Murray, Ky.	34-6	L
Will-Mayfield College	10/26	Martin, Tenn.	57-0	W
Bethel (Tenn.)	11/2	McKenzie, Tenn.	14-0	L
Lambuth	11/12	Jackson, Tenn.	14-0	W
Tennessee Tech	11/23	Cookeville, Tenn.	13-12	L
Jonesboro Baptist College	11/29	Martin, Tenn.	7-6	L

1929 (4-4-0) H.K. Grantham

Caruthersville Junior College	10/4	Martin, Tenn.	7-0	W
Will-Mayfield College	10/12	Marble Hill, Mo.	6-0	W
Memphis	10/19	Martin, Tenn.	13-2	L
Delta State	10/26	Cleveland, Miss.	27-0	L
Jonesboro Baptist College	11/1	Jonesboro, Ark.	29-6	W
Lambuth	11/11	Martin, Tenn.	8-6	L
Bethel (Tenn.)	11/16	Martin, Tenn.	14-0	W
Murray State	11/28	Martin, Tenn.	13-7	L

1930 (7-2-1) H.K. Grantham

Sunflower Junior College	9/26	Martin, Tenn.	31-2	W
Caruthersville Junior College	10/3	Martin, Tenn.	19-0	W
Arkansas Monticello	10/10	Martin, Tenn.	7-7	T
Murray State	10/17	Martin, Tenn.	7-0	L
Delta State	10/24	Martin, Tenn.	26-6	W
Bethel (Tenn.)	10/30	McKenzie, Tenn.	31-0	W
Lambuth	11/8	Jackson, Tenn.	7-0	W

Austin Peay	11/14	Clarksville, Tenn.	32-0	W
Jonesboro Baptist College	11/21	Martin, Tenn.	38-6	W
Memphis	11/28	Memphis, Tenn.	14-13	L

1931 (4-5-1) H.K. Grantham

Bethel (Ky.)	9/25	Martin, Tenn.	7-2	L
MTSU	10/2	Martin, Tenn.	19-0	L
Arkansas-Monticello	10/9	Jonesboro, Ark.	6-0	L
Lambuth	10/16	Martin, Tenn.	25-0	W
Bethel (Tenn.)	10/23	Martin, Tenn.	19-6	L
Freed-Hardeman	10/30	Martin, Tenn.	25-7	W
Tennessee Tech	11/7	Cookeville, Tenn.	26-7	L
Caruthersville Junior College	11/13	Caruthersville, Mo.	20-14	W
Jonesboro Baptist College	11/21	Jonesboro, Ark.	46-0	W
Austin Peay	11/26	Martin, Tenn.	0-0	T

1932 (1-4-3) H.K. Grantham

MTSU	9/30	Murfreesboro, Tenn.	18-7	L
Tennessee Tech	10/7	Martin, Tenn.	0-0	T
Lambuth	10/14	Martin, Tenn.	20-6	W
Freed-Hardeman	10/21	Martin, Tenn.	0-0	T
Cumberland University	10/28	Martin, Tenn.	12-0	L
Austin Peay	11/5	Clarksville, Tenn.	6-6	T
Bethel (Tenn.)	11/11	Martin, Tenn.	17-0	L
Memphis	11/19	Memphis, Tenn.	6-0	L

1934 (7-1-0) W.E. Derryberry

Burritt College	10/5	Martin, Tenn.	32-0	W
Freed-Hardeman	10/12	Martin, Tenn.	25-0	W
Tupelo Military Institute	10/19	Martin, Tenn.	39-6	W
Mississippi Junior College	10/26	Martin, Tenn.	39-0	W
Lambuth	11/2	Martin, Tenn.	29-0	W
Jonesboro Baptist College	11/9	Blytheville, Ark.	45-6	W
Bethel (Tenn.)	11/16	Martin, Tenn.	7-6	L
Hiwassee	11/28	Madisonville, Tenn.	21-0	W

1935 (7-2-1) W.E. Derryberry

Arkansas College	9/27	Martin, Tenn.	21-0	W
Delta State	10/4	Martin, Tenn.	25-0	W
Arkansas State	10/11	Jonesboro, Ark.	25-0	W
Hiwassee	10/18	Martin, Tenn.	35-0	W
Lambuth	10/25	Martin, Tenn.	21-6	W
Southwestern Presbyterian	11/1	Martin, Tenn.	25-0	W
N.W. Miss. Junior College	11/8	Senatobia, Miss.	7-0	L
Bethel (Tenn.)	11/15	Martin, Tenn.	0-0	T
Murray State	11/22	Martin, Tenn.	38-6	W
Tupelo Military Institute	11/28	Tupelo, Miss.	6-0	L

1936 (8-0-0) W.E. Derryberry

Mississippi Valley Conference Champions				
N.W. Miss. Jr. College	9/25	Martin, Tenn.	56-6	W
Hiwassee	10/2	Martin, Tenn.	14-3	W
Arkansas State	10/9	Martin, Tenn.	34-0	W
Austin Peay	10/16	Martin, Tenn.	19-0	W
Delta State	10/23	Martin, Tenn.	19-13	W
Sunflower Junior College	10/31	Moorhead, Miss.	40-0	W
Bethel (Tenn.)	11/6	McKenzie, Tenn.	13-0	W
Austin Peay	11/13	Clarksville, Tenn.	33-0	W

All-Time Results

1937 (6-2-1) Nick G. Denes

Mississippi Valley Conference Champions

N.W. Miss. Junior College	9/24	Martin, Tenn.	19-0	W
Louisiana-Monroe	10/1	Monroe, La.	59-0	L
Arkansas State	10/7	Jonesboro, Ark.	10-7	L
Draughton	10/14	Martin, Tenn.	84-0	W
Austin Peay	10/21	Martin, Tenn.	20-12	W
Sunflower Junior College	10/28	Martin, Tenn.	15-6	W
Murray State	11/5	Paris, Tenn. (H)	43-6	W
Memphis	11/12	Martin, Tenn.	6-6	T
St. Bernard	11/19	Cullman, Ala.	46-0	W

Murray State	11/14	Martin, Tenn.	13-6	L
Bethel (Tenn.)	11/22	McKenzie, Tenn.	25-6	W

1947 (4-4-0) James C. Henson

Southeast Missouri State	10/4	Martin, Tenn.	13-0	W
Murray State	10/9	Murray, Ky.	40-7	L
Bethel (Tenn.)	10/16	McKenzie, Tenn.	13-6	W
Lambuth	10/23	Martin, Tenn.	16-0	W
N.W. Louisiana	10/30	Monroe, La.	33-0	L
Bethel (Tenn.)	11/2	Martin, Tenn.	20-6	W
Austin Peay	11/15	Clarksville, Tenn.	20-7	L
Murray State	11/22	Martin, Tenn.	7-6	L

1938 (0-7-0) Nick G. Denes

Tennessee Wesleyan	10/1	Athens, Tenn.	12-6	L
Arkansas State	10/8	Martin, Tenn.	7-6	L
St. Bernard	10/15	Martin, Tenn.	18-14	L
Austin Peay	10/22	Clarksville, Tenn.	14-13	L
N. W. Miss. Jr. College	11/5	Martin, Tenn.	6-0	L
Murray State	11/12	Martin, Tenn.	39-0	L
SIU Alton	11/19	Alton, Ill.	14-13	L

1948 (0-6-1) James C. Henson

Southeast Mo. Teachers	10/1	Martin, Tenn.	20-7	L
Murray State	10/8	Murray, Ky.	21-0	L
Bethel (Tenn.) College	10/15	Martin, Tenn.	13-12	L
Lambuth	10/22	Jackson, Tenn.	*	L
Cumberland University	10/29	Martin, Tenn.	12-7	L
Athens State	11/6	Athens, Ala.	0-0	T
Austin Peay	11/12	Martin, Tenn.	39-0	L

*Official score not recorded

1939 (3-5-0) Paul Hug

Memphis	10/6	Martin, Tenn.	13-7	W
St. Bernard	10/14	Cullman, Ala.	2-0	L
Austin Peay	10/20	Martin, Tenn.	7-0	L
Tennessee Wesleyan	10/27	Athens, Tenn.	33-	L
N.W. Miss. Jr. College	11/3	Martin, Tenn.	20-9	L
Arkansas State	11/11	Jonesboro, Ark.	26-13	L
Shurtleff College	11/17	Martin, Tenn.	20-6	W
Martin College	11/30	Martin, Tenn.	26-0	W

1949 (0-7-1) James C. Henson

Itawamba	10/1	Martin, Tenn.	35-6	L
Athens State	10/7	Martin, Tenn.	54-0	L
Bethel (Tenn.) College	10/14	McKenzie, Tenn.	30-6	L
Northeast Miss. Jr. College	10/22	Bonneville, Miss.	39-0	L
Tennessee Wesleyan	10/28	Athens, Tenn.	48-0	L
Missouri Baptist College	11/4	Martin, Tenn.	26-26	T
Murray State	11/11	Martin, Tenn.	47-0	L
North Alabama	11/19	Florence, Ala.	54-0	L

1940 (4-6-0) Paul Hug

Memphis	10/4	Martin, Tenn.	19-7	L
MTSU	10/11	Murfreesboro, Tenn.	45-6	L
Austin Peay	10/18	Clarksville, Tenn.	20-0	L
South Fulton High	10/22	South Fulton, Tenn.	29-13	W
St. Bernard	10/25	Martin, Tenn.	37-7	W
N.W. Miss. Jr. College	11/1	Martin, Tenn.	7-0	L
Arkansas State	11/8	Martin, Tenn.	14-7	W
Lambuth	11/15	Martin, Tenn.	44-32	W
Martin College	11/22	Pulaski, Tenn.	13-6	L

1950 (5-3-0) James C. Henson

Itawamba Jr. College	9/30	Fulton, Miss.	39-2	L
Southeast Missouri State	10/7	Martin, Tenn.	33-0	W
Bethel (Tenn.) College	10/14	Martin, Tenn.	13-0	W
N.E. Mississippi Jr. College	10/20	Martin, Tenn.	21-6	L
Bethel (Tenn.)	10/28	McKenzie, Tenn.	19-13	W
Missouri Baptist College	11/4	Saint Louis, Mo.	52-7	W
Austin Peay	11/9	Martin, Tenn.	19-13	W
Tennessee Wesleyan	11/17	Athens, Tenn.	33-7	L

1941 (2-7-1) Paul Hug

Memphis	10/7	Memphis, Tenn.	20-0	L
MTSU	10/10	Martin, Tenn.	7-6	W
Austin Peay	10/17	Martin, Tenn.	13-0	L
Lambuth	10/24	Martin, Tenn.	37-0	L
Bethel (Tenn.)	10/27	McKenzie, Tenn.	27-18	L
N.W. Miss. Jr. College	10/31	Senatobia, Miss.	45-0	L
Murray State	11/6	Martin, Tenn.	0-0	T
SIU Carbondale	11/16	Carbondale, Ill.	34-0	L
Lambuth	11/19	Jackson, Tenn.	26-6	L
Bethel (Tenn.)	11/21	Martin, Tenn.	55-6	W

1951 (2-4-0) James C. Henson

Itawamba Jr. College	9/29	Martin, Tenn.	33-6	L
Bethel (Tenn.)	10/13	McKenzie, Tenn.	2-0	W
N.W. Mississippi Jr. College	10/20	Martin, Tenn.	26-6	L
Bethel (Tenn.)	11/2	Martin, Tenn.	13-0	W
Northeast Miss. Jr. College	11/10	Greenville, Miss.	47-0	L
Tennessee Wesleyan	11/16	Athens, Tenn.	15-6	L

1946 (2-6-0) Paul Hug

Bethel (Tenn.)	10/4	Martin, Tenn.	13-0	L
Austin Peay	10/12	Clarksville, Tenn.	33-0	L
Murray State	10/14	Murray, Ky.	51-3	L
Naval T.T. Center	10/26	Millington, Tenn.	25-12	L
Camp Campbell	11/1	Martin, Tenn.	6-0	W
Austin Peay	11/8	Martin, Tenn.	14-6	L

1952 (3-4-0) James C. Henson

Itawamba Jr. College	9/27	Fulton, Miss.	14-7	W
Bethel (Tenn.)	10/4	Martin, Tenn.	19-13	W
Union y	10/10	Martin, Tenn.	38-7	L
N.W. Mississippi Jr. College	10/17	Senatobia, Miss	33-13	L
Fort Campbell	10/28	Martin, Tenn.	27-0	L
N.E. Miss. Jr. College	11/8	Martin, Tenn.	21-13	W
Tennessee Wesleyan	11/15	Martin, Tenn.	20-7	L

All-Time Results

1953 (2-5-0) James C. Henson

Itawamba Jr. College	9/26	Martin, Tenn.	13-0	L
Sewanee	10/3	Martin, Tenn.	6-0	W
N.E. Miss. Jr. College	10/9	Booneville, Miss.	26-14	L
N.W. Miss. Jr. College	10/17	Martin, Tenn.	19-7	W
Memphis Navy	10/23	Memphis, Tenn.	33-0	L
Little Rock Jr. College	11/7	Martin, Tenn.	38-7	L
Tennessee Wesleyan	11/14	Athens, Tenn.	20-7	L

1954 (2-6-0) James C. Henson

Scooba	10/2	Martin, Tenn.	7-0	W
Itawamba Jr. College	10/9	Fulton, Miss.	14-0	L
Tennessee Wesleyan	10/15	Martin, Tenn.	19-13	W
N.W. Miss. Jr. College	10/23	Senatobia, Miss.	19-13	L
William-Carey College	10/30	Martin, Tenn.	33-13	L
Little Rock Jr. College	11/5	Little Rock, Ark.	39-7	L
N.E. Miss. Jr. College	11/13	Booneville, Miss.	32-16	L
Memphis Navy	11/19	Memphis, Tenn.	23-6	L

1955 (2-5-1) James C. Henson

Columbia Military	9/24	Columbia, Tenn.	9-6	W
N.E. Miss. Jr. College	10/1	Booneville, Miss.	19-6	L
Memphis	10/7	Martin, Tenn.	26-6	L
Tennessee Wesleyan	10/15	Athens, Tenn.	6-6	T
N.W. Miss. Jr. College	10/22	Martin, Tenn.	14-13	L
Baylor	10/29	Martin, Tenn.	13-7	L
Sewanee	11/5	Martin, Tenn.	33-0	W
Memphis Navy	11/19	Memphis, Tenn.	13-6	L

1956 (4-4-0) James C. Henson

Baylor	9/29	Martin, Tenn.	34-0	L
N.E. Miss. Jr. College	10/4	Booneville, Miss.	31-7	L
Columbia Military	10/13	Martin, Tenn.	35-0	W
N.W. Miss. Jr. College	10/20	Senatobia, Miss.	20-12	W
Arkansas State	10/27	Martin, Tenn.	20-12	L
Memphis	11/1	Martin, Tenn.	27-14	W
Redstone Arsenal	11/10	Redstone Arsenal, Ala.	41-21	W
Memphis Navy	11/17	Memphis, Tenn.	13-6	L

1957 (6-1-0) Bob Carroll

Marion Institute	9/27	Martin, Tenn.	32-6	W
Arkansas State	10/4	Martin, Tenn.	26-18	W
Hendrix	10/11	Conway, Ark.	39-0	W
N.W. Miss. Jr. College	10/19	Martin, Tenn.	26-9	W
West Georgia	10/26	Martin, Tenn.	59-6	W
Baylor	11/8	Chattanooga, Tenn.	31-13	L
Memphis Navy	11/15	Memphis, Tenn.	25-20	W

1958 (7-0-1) Bob Carroll

Georgetown (Ky.)	9/20	Martin, Tenn.	33-7	W
Central Arkansas	9/27	Conway, Ark.	7-6	W
Tennessee Tech	10/3	Martin, Tenn.	20-0	W
Hendrix	10/11	Union City, Tenn. (H)	34-0	W
Ozark	10/18	Martin, Tenn.	32-7	W
Samford	10/25	Birmingham, Ala.	14-14	T
Delta State	11/8	Cleveland, Miss.	14-0	W

1959 (4-4-0) Bob Carroll

Central Arkansas	9/26	Martin, Tenn.	13-0	L
West Alabama	10/2	Martin, Tenn.	14-4	W
Delta State	10/10	Cleveland, Miss.	33-0	L

Harding	10/17	Union City, Tenn. (H)	33-13	W
Samford	10/31	Martin, Tenn.	14-1	L
Georgetown	10/31	Georgetown, Ky.	23-14	L
Memphis Navy	11/14	Memphis, Tenn.	26-6	W
Austin Peay	11/21	Clarksville, Tenn.	21-10	W

1960 (7-3-0) Bob Carroll

Volunteer State Athletic Conference Champions

Memphis Navy	9/17	Memphis, Tenn.	35-0	W
Central Arkansas	9/24	Conway, Arkansas	19-6	L
Austin Peay	10/1	Martin, Tenn.	13-7	W
Missouri - Rolla	10/8	Rolla, Mo.	20-12	W
West Alabama	10/15	Livingston, Ala.	14-12	W
Millsaps College	10/22	Martin, Tenn.	55-6	W
Delta State	10/29	Martin, Tenn.	34-8	L
Carson-Newman	11/5	Martin, Tenn.	26-21	W
Troy	11/12	Martin, Tenn.	21-16	W
North Alabama	11/19	Florence, Ala.	21-20	L

1961 (4-5-0) Bob Carroll

Arkansas State Teachers	9/23	Martin, Tenn.	15-8	L
Austin Peay	9/30	Clarksville, Tenn.	14-7	W
Missouri-Rolla	10/7	Martin, Tenn.	50-22	W
Murray State	10/14	Murray, Ky.	25-15	L
West Alabama	10/21	Martin, Tenn.	33-0	W
Delta State	10/28	Cleveland, Miss.	22-8	L
Carson-Newman	11/4	Jefferson City, Tenn.	10-8	L
Troy	11/11	Troy, Ala.	22-8	W
North Alabama	11/18	Martin, Tenn.	17-14	L

1962 (6-3-0) Bob Carroll

Central Arkansas	9/22	Conway, Ark.	13-6	W
Austin Peay	9/29	Martin, Tenn.	16-0	W
Missouri-Rolla	10/6	Rolla, Mo.	26-18	W
Murray State	10/13	Martin, Tenn.	15-12	L
West Alabama	10/20	Livingston, Ala.	15-12	L
Delta State	10/27	Martin, Tenn.	19-18	W
Carson-Newman	11/3	Martin, Tenn.	22-9	W
Troy	11/10	Martin, Tenn.	27-6	W
North Alabama	11/17	Florence, Ala.	31-8	L

1963 (5-5-0) Bob Carroll

Harding	9/14	Martin, Tenn.	19-7	W
Central Arkansas	9/21	Martin, Tenn.	13-6	L
MTSU	9/28	Murfreesboro, Tenn.	21-14	L
Missouri-Rolla	10/5	Martin, Tenn.	32-7	W
West Alabama	10/12	Martin, Tenn.	9-7	W
Murray State	10/19	Murray, Ky.	19-8	L
Delta State	10/26	Cleveland, Miss.	21-8	L
Troy State	11/9	Troy, Ala.	7-0	W
North Alabama	11/16	Martin, Tenn.	27-2	W
Austin Peay	11/23	Clarksville, Tenn.	20-6	L

1964 (4-5-1) Bob Carroll

Harding	9/12	Searcy, Ark.	28-0	W
Central Arkansas	9/19	Conway, Ark.	7-0	L
MTSU	9/26	Martin, Tenn.	0-0	T
Missouri-Rolla	10/3	Rolla, Mo.	26-6	W
West Alabama	10/10	Livingston, Ala.	26-14	W
Murray State	10/17	Martin, Tenn.	32-14	L
Delta State	10/24	Martin, Tenn.	17-0	L

All-Time Results

Delta State	10/10	Cleveland, Miss.	33-0	L	Quantico Marines	9/20	Martin, Tenn.	29-14	L
Troy	11/7	Martin, Tenn.	12-9	W	McNeese State	9/27	Martin, Tenn.	17-15	L
North Alabama	11/14	Florence, Ala.	8-0	L	Jacksonville State	10/11	Jacksonville, Ala.	22-20	L
Austin Peay	11/21	Martin, Tenn.	35-0	L	Parsons College	10/18	Fairfield, Iowa	31-6	W

1965 (4-5-0) Bob Carroll

Central Arkansas	9/18	Martin, Tenn.	15-14	L	Troy State	11/1	Martin, Tenn.	25-9	W
MTSU	9/25	Murfreesboro, Tenn.	24-14	L	North Alabama	11/15	Martin, Tenn.	51-7	L

Delta State	10/2	Cleveland, Miss.	24-17	L	Delta State	10/25	Cleveland, Miss.	28-6	L
Murray State	10/16	Murray, Ky.	17-7	W	Pensacola Navy	11/1	Martin, Tenn.	25-9	W
Bradley	10/23	Martin, Tenn.	34-25	W	Troy State	11/8	Troy, Ala.	23-13	L
N.W. Louisiana	10/30	Martin, Tenn.	19-17	W	North Alabama	11/15	Martin, Tenn.	51-7	L
Troy	11/6	Troy, Ala.	20-6	W					
North Alabama	11/13	Martin, Tenn.	17-14	L					
Austin Peay	11/20	Clarksville, Tenn.	49-0	L					

1966 (5-5-0) Bob Carroll

Central Arkansas	9/17	Conway, Ark.	17-14	L	Troy	11/7	Martin, Tenn.	23-9	W
MTSU	9/24	Martin, Tenn.	10-3	L	North Alabama	11/14	Florence, Ala.	35-7	W
Delta State	10/1	Martin, Tenn.	7-3	L	Livingston	11/21	Martin, Tenn.	29-14	W
Southeast Missouri State	10/8	Cape Girardeau, Mo.	17-14	W					
N.W. Louisiana	10/15	Natchitoches, La.	26-7	L					
Bradley	10/22	Peoria, Ill.	40-0	W					
Murray State	10/29	Martin, Tenn.	16-12	W					
Troy	11/5	Martin, Tenn.	30-7	W					
North Alabama	11/12	Florence, Ala.	24-18	W					
Austin Peay	11/19	Martin, Tenn.	17-13	L					

1967 (10-1-0) Bob Carroll

Atlantic Coast College Division National Champions

Murray State	9/16	Martin, Tenn.	16-9	W
Millikin University	9/23	Decatur, Ill.	70-0	W
Southeast Missouri State	9/30	Martin, Tenn.	39-0	W
Jacksonville State	10/7	Jacksonville, Ala.	38-0	W
Delta State	10/21	Cleveland, Miss.	19-18	L
MTSU	10/28	Martin, Tenn.	44-36	W
Troy	11/4	Troy, Ala.	20-12	W
North Alabama	11/11	Martin, Tenn.	22-0	W
Central Arkansas	11/18	Martin, Tenn.	48-14	W
Austin Peay	11/23	Clarksville, Tenn.	47-6	W

TANGERINE BOWL

(Atlantic Coast College Division Championship)

West Chester State	12/16	Orlando, Fla.	25-8	W
--------------------	-------	---------------	------	---

1968 (3-5-1) Bob Carroll

Austin Peay	11/19	Martin, Tenn.	17-13	L					
Murray State	9/21	Murray, Ky.	7-7	T					
McNeese State	9/28	Lake Charles, La.	16-0	L					
Northwood of Michigan	10/5	Martin, Tenn.	64-0	W					
Jacksonville State	10/12	Martin, Tenn.	16-12	L					
Delta State	10/26	Martin, Tenn.	29-20	W					
MTSU	11/2	Murfreesboro, Tenn.	24-17	L					
Troy	11/9	Martin, Tenn.	12-3	W					
North Alabama	11/16	Florence, Ala.	36-17	L					
Austin Peay	11/28	Martin, Tenn.	9-7	L					

1969 (3-6-0) Bob Carroll

Austin Peay	9/13	Clarksville, Tenn.	7-6	W
-------------	------	--------------------	-----	---

1970 (7-3-0) Bob Carroll

MTSU	9/19	Murfreesboro, Tenn.	28-7	L
McNeese State	9/26	Lake Charles, La.	10-7	W
Tennessee Tech	10/3	Martin, Tenn.	17-6	L
Jacksonville State	10/10	Martin, Tenn.	16-14	L
Austin Peay	10/17	Martin, Tenn.	22-21	W
Delta State	10/24	Cleveland, Miss.	17-13	W
Pensacola Navy	10/31	Pensacola, Fla.	30-0	W
Troy	11/7	Martin, Tenn.	23-9	W
North Alabama	11/14	Florence, Ala.	35-7	W
Livingston	11/21	Martin, Tenn.	29-14	W

1971 (5-5-0, 3-3-0 GSC) Bob Carroll

MTSU	9/18	Martin, Tenn.	28-0	W
McNeese State	9/25	Martin, Tenn.	24-20	L
Tennessee Tech	10/2	Cookeville, Tenn.	10-7	L
Murray State	10/9	Martin, Tenn.	41-0	W
Austin Peay	10/16	Clarksville, Tenn.	17-3	W
Delta State	10/23	Martin, Tenn.	17-12	W
Jacksonville State	10/30	Jacksonville, Ala.	30-10	L
Troy	11/6	Troy, Ala.	21-0	L
North Alabama	11/13	Martin, Tenn.	20-7	W
Livingston	11/20	Livingston, Ala.	28-7	L

1972 (1-9-0, 1-5-0 GSC) Bob Carroll

MTSU	9/16	Murfreesboro, Tenn.	30-3	L
Jacksonville State	9/23	Martin, Tenn.	20-6	L
Tennessee Tech	9/30	Martin, Tenn.	13-10	L
Murray State	10/4	Murray, Ky.	14-7	L
Austin Peay	10/14	Martin, Tenn.	18-6	L
Delta State	10/21	Cleveland, Miss.	24-12	L
Nicholls State	10/28	Martin, Tenn.	18-15	L
Troy	11/4	Martin, Tenn.	28-23	L
North Alabama	11/11	Florence, Ala.	21-16	W
Livingston	11/18	Livingston, Ala.	35-6	L

1973 (2-8-1, 1-5-1 GSC) Bob Carroll

Nicholls State	9/8	Thibodaux, La.	7-0	L
MTSU	9/15	Martin, Tenn.	7-0	L
Jacksonville State	9/22	Jacksonville, Ala.	50-7	L
Tennessee Tech	9/29	Cookeville, Tenn.	16-9	L
Murray State	10/6	Martin, Tenn.	21-10	L
Eastern Kentucky	10/13	Richmond, Ky.	16-14	L
Delta State	10/20	Martin, Tenn.	28-10	L
Austin Peay	10/27	Clarksville, Tenn.	26-0	W
Troy	11/3	Troy, Ala.	30-0	L
North Alabama	11/10	Martin, Tenn.	17-16	W
Livingston	11/17	Martin, Tenn.	7-7	T

1974 (2-9-0, 1-7-0 GSC) Bob Carroll

Nicholls State	9/14	Martin, Tenn.	16-14	L
Southeastern Louisiana	9/21	Hammond, La.	44-13	L
Jacksonville State	9/28	Martin, Tenn.	17-0	L

All-Time Results

Mississippi College*	10/5	Clinton, Miss.	23-7	W	Middle Tenn. State	9/15	Martin, Tenn.	31-23	W
Murray State	10/12	Murray, Ky.	14-6	L	Jacksonville State	9/22	Jacksonville, Ala.	15-14	W
Eastern Kentucky	10/19	Martin, Tenn.	24-9	L	Mississippi College	9/29	Clinton, Miss.	13-10	W
Delta State	10/26	Cleveland, Miss.	29-0	L	Murray State	10/6	Martin, Tenn.	24-0	L
Austin Peay	11/2	Martin, Tenn.	31-26	W	Morehead State	10/13	Morehead, Ky.	7-0	L
Troy	11/9	Martin, Tenn.	47-35	L	Delta State	10/20	Martin, Tenn.	28-27	L
North Alabama	11/16	Florence, Ala.	42-10	L	North Alabama	10/27	Martin, Tenn.	10-9	W
Livingston	11/23	Livingston, Ala.	28-7	L	Nicholls State	11/3	Thibodaux, La.	15-7	L
					Livingston	11/17	Martin, Tenn.	23-18	W

*UTM won by forfeit.

1975 (2-8-0, 1-7-0 GSC) George MacIntyre

Nicholls State	9/13	Thibodaux, La.	23-0	L
Southeastern Louisiana	9/20	Martin, Tenn.	23-7	W
Mississippi College	10/4	Martin, Tenn.	14-10	L
Murray State	10/11	Martin, Tenn.	17-10	L
Jacksonville State	10/18	Jacksonville, Ala.	11-3	L
Delta State	10/25	Martin, Tenn.	13-3	L
Austin Peay	11/1	Clarksville, Tenn.	24-15	W
Troy	11/8	Troy, Ala.	17-0	L
North Alabama	11/15	Martin, Tenn.	30-20	L
Livingston	11/22	Martin, Tenn.	17-7	L

1976 (8-3-0, 5-3-0 GSC) George MacIntyre

Southeastern Louisiana	9/4	Hammond, La.	28-12	L
Austin Peay	9/11	Martin, Tenn.	24-20	W
MTSU	9/18	Murfreesboro, Tenn.	38-3	W
Jacksonville State	9/25	Martin, Tenn.	24-3	L
Mississippi College	10/2	Martin, Tenn.	36-14	W
Murray State	10/9	Murray, Ky.	24-0	W
Nicholls State	10/16	Martin, Tenn.	3-0	L
Delta State	10/23	Cleveland, Miss.	42-25	W
North Alabama	10/30	Florence, Ala.	31-7	W
Tennessee State	11/6	Martin, Tenn.	26-21	W
Morehead State	11/13	Morehead, Ky.	40-0	W

1977 (8-3-0, 6-2-0 GSC) George MacIntyre

Austin Peay	9/10	Clarksville, Tenn.	23-10	W
MTSU	9/17	Martin, Tenn.	27-0	W
Jacksonville State	9/24	Jacksonville, Ala.	36-13	L
Mississippi College	10/1	Clinton, Miss.	27-24	L
Murray State	10/8	Martin, Tenn.	31-20	W
Nicholls State	10/15	Thibodaux, La.	34-0	W
Delta State	10/22	Martin, Tenn.	46-7	W
North Alabama	10/29	Martin, Tenn.	31-13	W
Tennessee State	11/5	Nashville, Tenn.	55-7	L
Morehead State	11/12	Martin, Tenn.	49-7	W
Livingston	11/19	Livingston, Ala.	26-10	W

1978 (2-8-0, 0-7-0 GSC) Vester Newcomb

Austin Peay	9/9	Martin, Tenn.	21-14	L
MTSU	9/16	Murfreesboro, Tenn.	28-17	W
Jacksonville State	9/23	Martin, Tenn.	44-15	L
Mississippi College	9/30	Martin, Tenn.	21-7	L
Murray State	10/7	Murray, Ky.	21-7	L
Morehead State	10/14	Martin, Tenn.	23-9	W
Delta State	10/21	Cleveland, Miss.	42-14	L
North Alabama	10/28	Florence, Ala.	38-17	L
Nicholls State	11/4	Martin, Tenn.	7-3	L
Livingston	11/18	Martin, Tenn.	21-17	L

1979 (5-5-0, 4-2-0 GSC) Vester Newcomb

Austin Peay	9/8	Clarksville, Tenn.	34-7	L
-------------	-----	--------------------	------	---

1980 (4-7-0, 2-4-0 GSC) Lynn Amadee

Arkansas State	9/6	Jonesboro, Ark.	29-9	L
Austin Peay	9/13	Martin, Tenn.	24-20	W
Troy State	9/20	Troy, Ala.	38-0	L
Livingston	9/27	Livingston, Ala.	7-6	L
Tennessee Tech	10/4	Martin, Tenn.	30-28	L
Murray State	10/11	Murray, Ky.	20-6	L
Morris Brown	10/18	Martin, Tenn.	49-21	W
Mississippi College	10/25	Martin, Tenn.	30-27	W
North Alabama	11/1	Florence, Ala.	26-17	L
Jacksonville State	11/8	Martin, Tenn.	19-14	L
Delta State	11/15	Cleveland, Miss.	9-0	W

1981 (4-7-0, 3-3-0 GSC) Lynn Amadee

Troy	9/12	Martin, Tenn.	19-7	W
MTSU	9/12	Murfreesboro, Tenn.	6-3	L
Livingston	9/26	Martin, Tenn.	28-16	L
Tennessee Tech	10/3	Cookeville, Tenn.	24-21	W
Murray State	10/10	Martin, Tenn.	10-7	L
Southeastern Louisiana	10/17	Hammond, La.	13-10	L
Mississippi College	10/24	Clinton, Miss.	29-28	W
North Alabama	10/31	Martin, Tenn.	37-10	L
Jacksonville State	11/7	Jacksonville, Ala.	44-7	L
Delta State	11/14	Martin, Tenn.	34-25	W
Austin Peay	11/21	Clarksville, Tenn.	28-14	L

1982 (5-6-0, 0-6-0 GSC) Fred Pickard

Fort Valley State	9/11	Martin, Tenn.	14-6	W
Austin Peay	9/18	Clarksville, Tenn.	17-14	W
Livingston	9/25	Livingston, Ala.	27-14	L
Tennessee Tech	10/2	Martin, Tenn.	35-21	W
Murray State	10/9	Murray, Ky.	10-7	W
North Alabama	10/16	Florence, Ala.	33-10	L
Mississippi College	10/23	Martin, Tenn.	16-9	L
Troy State	10/30	Troy, Ala.	54-10	L
Jacksonville State	11/6	Martin, Tenn.	41-13	L
Delta State	11/13	Cleveland, Miss.	47-0	L
Kentucky State	11/20	Martin, Tenn.	20-0	W

1983 (4-7-0, 3-4-0 GSC) Fred Pickard

Arkansas State	9/3	Jonesboro, Ark.	31-0	L
Austin Peay	9/10	Martin, Tenn.	45-6	L
MTSU	9/17	Martin, Tenn.	39-3	L
Livingston	9/24	Martin, Tenn.	17-16	W
West Georgia	10/1	Carrollton, Ga.	20-18	L
North Alabama	10/15	Martin, Tenn.	35-7	L
Mississippi College	10/22	Clinton, Miss.	28-0	L
Troy State	10/29	Martin, Tenn.	17-14	W
Jacksonville State	11/5	Jacksonville, Ala.	31-19	L
Delta State	11/12	Martin, Tenn.	34-16	W
Lane	11/19	Martin, Tenn.	22-7	W

All-Time Results

Murray State	10/12	Murray, Ky.	14-6	L
Eastern Kentucky	10/19	Martin, Tenn.	24-9	L

1984 (2-8-1, 1-6-1 GSC) Fred Pickard

Austin Peay	9/8	Clarksville, Tenn.	13-10	L
Arkansas State	9/15	Jonesboro, Ark.	72-14	L
Valdosta State	9/22	Martin, Tenn.	38-6	L
Mississippi College	9/29	Clinton, Miss.	20-10	L
Delta State	10/6	Martin, Tenn.	27-7	L
North Alabama	10/13	Florence, Ala.	10-10	T
Southeast Missouri State	10/20	Martin, Tenn.	21-7	W
Jacksonville State	10/27	Martin, Tenn.	23-16	L
Troy	11/3	Troy, Ala.	31-7	L
Livingston	11/10	Martin, Tenn.	7-0	W
West Georgia	11/17	Carrollton, Ga.	33-16	L

1985 (1-10-0, 0-8-0 GSC) Fred Pickard

Lane	9/7	Martin, Tenn.	12-6	W
Austin Peay	9/14	Martin, Tenn.	13-7	L
Southeast Missouri State	9/21	Cape Girardeau, Mo.	57-17	L
Valdosta State	9/28	Valdosta, Ga.	31-7	L
Mississippi College	10/5	Martin, Tenn.	38-0	L
Delta State	10/12	Cleveland, Miss.	16-3	L
North Alabama	10/19	Martin, Tenn.	38-7	L
Jacksonville State	11/2	Jacksonville, Ala.	19-13	L
Troy	11/9	Martin, Tenn.	44-19	L
Livingston	11/16	Livingston, Ala.	41-6	L
West Georgia	11/23	Martin, Tenn.	21-14	L

1986 (3-8-0, 2-6-0 GSC) Don McLeary

Lane	9/6	Martin, Tenn.	57-11	W
Austin Peay	9/13	Clarksville, Tenn.	36-0	L
Southeast Missouri	9/20	Martin, Tenn.	37-29	L
Valdosta State	9/27	Martin, Tenn.	49-24	L
Mississippi College	10/4	Clinton, Miss.	28-3	L
Delta State	10/11	Martin, Tenn.	38-19	L
North Alabama	10/18	Florence, Ala.	7-3	W
Jacksonville State	11/1	Martin, Tenn.	30-20	L
Troy State	11/8	Troy, Ala.	50-30	L
Livingston	11/15	Martin, Tenn.	48-25	W
West Georgia	11/22	Carrollton, Ga.	39-33	L

1987 (5-6-0, 3-5-0 GSC) Don McLeary

Murray State	9/5	Murray, Ky.	34-6	L
Austin Peay	9/12	Martin, Tenn.	30-10	W
Southeast Missouri	9/19	Cape Girardeau, Mo.	25-13	W
Valdosta State	9/26	Valdosta, Ga.	24-10	L
Mississippi College	10/3	Martin, Tenn.	34-24	L
Delta State	10/10	Cleveland, Miss.	17-14	L
North Alabama	10/17	Martin, Tenn.	3-0	L
Jacksonville State	10/31	Jacksonville, Ala.	28-17	W
Troy	11/7	Martin, Tenn.	31-21	L
Livingston	11/14	Livingston, Ala.	27-26	W
West Georgia	11/21	Martin, Tenn.	17-12	W

1988 (11-2-0, 7-1-0 GSC) Don McLeary

Gulf South Conference Tri-Champions

Arkansas State	9/15	Jonesboro, Ark.	72-14	L
Murray State	9/3	Murray, Ky.	32-24	W
Henderson State	9/10	Martin, Tenn.	33-0	W
Valdosta State	9/17	Martin, Tenn.	13-9	W
Mississippi College	9/24	Clinton, Miss.	24-21	L
Delta State	10/1	Martin, Tenn.	15-3	W
North Alabama	10/8	Florence, Ala.	38-14	W
Samford	10/15	Birmingham, Ala.	45-13	W
Jacksonville State	10/22	Martin, Tenn.	31-24	W
Troy State	10/29	Troy, Ala.	27-23	W
Livingston	11/5	Martin, Tenn.	41-11	W
West Georgia	11/12	Carrollton, Ga.	38-12	W

NCAA Division II Playoffs

Butler	11/14	Martin, Tenn.	23-6	W
Texas A & I	11/26	Kingsville, Texas	34-0	L

1989 (2-9-0, 1-7-0 GSC) Don McLeary

Murray State	9/2	Martin, Tenn.	24-3	L
Austin Peay	9/9	Martin, Tenn.	21-0	W
Valdosta State	9/16	Valdosta, Ga.	35-14	L
Mississippi College	9/23	Martin, Tenn.	24-3	L
Delta State	9/30	Cleveland, Miss.	13-12	W
North Alabama	10/7	Martin, Tenn.	28-6	L
Samford	10/14	Martin, Tenn.	37-33	L
Jacksonville State	10/21	Jacksonville, Ala.	63-0	L
Troy State	10/28	Martin, Tenn.	14-6	L
Livingston	11/4	Livingston, Ala.	35-17	L
West Georgia	11/11	Martin, Tenn.	36-7	L

1990 (4-7-0, 2-6-0 GSC) Don McLeary

Lane College	9/1	Martin, Tenn.	73-0	W
Austin Peay	9/8	Clarksville, Tenn.	24-10	W
Valdosta State	9/15	Martin, Tenn.	28-14	L
Mississippi College	9/22	Clinton, Miss.	44-14	L
Delta State	9/29	Martin, Tenn.	27-18	L
North Alabama	10/6	Florence, Ala.	49-0	L
MTSU	10/13	Murfreesboro, Tenn.	65-17	L
Jacksonville State	10/20	Martin, Tenn.	21-7	L
Troy	10/27	Troy, Ala.	41-33	L
Livingston	11/3	Martin, Tenn.	21-10	W
West Georgia	11/10	Carrollton, Ga.	24-20	W

1991 (5-6-0, Independent) Don McLeary

UT Chattanooga	8/31	Chattanooga, Tenn.	21-14	L
Southeast Missouri	9/7	Martin, Tenn.	36-29	W
Washburn	9/14	Martin, Tenn.	28-7	W
Morehead State	9/28	Morehead, Ky.	32-28	W
Tennessee Tech	10/5	Martin, Tenn.	24-16	W
Murray State	10/12	Murray, Ky.	40-34	L
Delta State	10/19	Cleveland, Miss.	37-27	L
Eastern Kentucky	10/26	Richmond, Ky.	56-21	L
MTSU	10/31	Murfreesboro, Tenn.	61-14	L
Austin Peay	11/9	Martin, Tenn.	34-28	W
McNeese State	11/23	Lake Charles, La.	17-16	L

1992 (3-8-0, 2-6-0 OVC) Don McLeary

Delta State	9/5	Martin, Tenn.	24-0	W
UT Chattanooga	9/12	Chattanooga, Tenn.	37-28	L

All-Time Results

Morehead State	9/19	Martin, Tenn.	20-7	W	1997 (1-10-0, 0-7-0 OVC) Jim Marshall				
Tennessee Tech	9/26	Cookeville, Tenn.	17-13	L	Western Kentucky	8/28	Martin, Tenn.	42-0	L
Murray State	10/10	Martin, Tenn.	13-7	W	Eastern Illinois	9/6	Charleston, Ill.	42-6	L
Tennessee State	10/17	Nashville, Tenn.	23-15	L	Missouri State	9/20	Springfield, Mo.	27-14	L
Eastern Kentucky	10/24	Martin, Tenn.	35-9	L	Southeast Missouri	9/27	Martin, Tenn.	42-7	L
Southeast Missouri	10/31	Cape Girardeau, Mo.	37-13	L	Murray State	10/4	Martin, Tenn.	45-7	L
Middle Tennessee	11/7	Martin, Tenn.	14-0	L	MTSU	10/11	Martin, Tenn.	37-24	L
Samford	11/14	Martin, Tenn.	42-25	L	Tennessee Tech	10/18	Cookeville, Tenn.	33-2	L
Austin Peay	11/21	Clarksville, Tenn.	32-18	L	Tennessee State	10/25	Martin, Tenn.	27-20	L

1993 (6-5-0, 5-3-0 OVC) Don McLeary

UT Chattanooga	9/2	Martin, Tenn.	26-7	L
West Georgia	9/11	Martin, Tenn.	26-12	W
Southeast Missouri	9/25	Martin, Tenn.	17-14	W
Murray State	10/2	Martin, Tenn.	28-21	L
MTSU	10/9	Martin, Tenn.	24-14	W
Tennessee Tech	10/16	Cookeville, Tenn.	20-3	L
Tennessee State	10/23	Martin, Tenn.	21-14	W
Eastern Kentucky	10/30	Richmond, Ky.	30-0	L
Samford	11/6	Birmingham, Ala.	10-0	L
Morehead State	11/13	Morehead, Ky.	17-0	W
Austin Peay	11/20	Clarksville, Tenn.	39-33	W

1994 (5-6-0, 2-6-0 OVC) Don McLeary

SIU Carbondale	9/3	Carbondale, Ill.	35-26	W
Lane	9/17	Martin, Tenn.	14-6	W
Southeast Missouri	9/24	Cape Girardeau, Mo.	10-0	L
Murray State	10/1	Murray, Ky.	28-24	L
MTSU	10/8	Murfreesboro, Tenn.	38-7	L
Tennessee Tech	10/15	Martin, Tenn.	20-10	W
Tennessee State	10/22	Nashville, Tenn.	20-3	L
Eastern Kentucky	10/29	Martin, Tenn.	34-14	L
Charleston Southern	11/5	Martin, Tenn.	42-14	W
Morehead State	11/12	Martin, Tenn.	21-7	W
Austin Peay	11/19	Martin, Tenn.	27-21	L

1995 (5-6-0, 4-4-0 OVC) Don McLeary

Bethel	9/7	Martin, Tenn.	97-7	W
Eastern Illinois	9/16	Charleston, Ill.	30-22	L
Morehead State	9/23	Morehead, Ky.	49-24	W
Tennessee Tech	9/30	Martin, Tenn.	36-31	W
Murray State	10/7	Murray, Ky.	33-9	L
Tennessee State	10/14	Martin, Tenn.	28-7	W
Eastern Kentucky	10/21	Richmond, Ky.	38-15	L
Southeast Missouri	10/28	Martin, Tenn.	38-17	L
MTSU	11/4	Murfreesboro, Tenn.	45-17	L
Samford	11/11	Martin, Tenn.	21-14	L
Austin Peay	11/18	Martin, Tenn.	31-28	W

1996 (1-10-0, 1-7-0 OVC) Don McLeary

SIU Carbondale	9/7	Carbondale, Ill.	27-14	L
Southwest Missouri	9/21	Martin, Tenn.	39-7	L
Eastern Illinois	9/28	Martin, Tenn.	38-0	L
Tennessee Tech (2OT)	10/5	Cookeville, Tenn.	21-14	L
Murray State	10/12	Martin, Tenn.	28-14	L
Tennessee State	10/19	Nashville, Tenn.	37-14	L
Eastern Kentucky	10/26	Martin, Tenn.	45-7	L
Southeast Missouri	11/2	Cape Girardeau, Mo.	7-6	W
MTSU	11/9	Martin, Tenn.	30-12	L
Samford	11/16	Birmingham, Ala.	31-12	L
Austin Peay	11/23	Clarksville, Tenn.	55-24	L

Western Kentucky	8/28	Martin, Tenn.	42-0	L
Eastern Illinois	9/6	Charleston, Ill.	42-6	L
Missouri State	9/20	Springfield, Mo.	27-14	L
Southeast Missouri	9/27	Martin, Tenn.	42-7	L
Murray State	10/4	Martin, Tenn.	45-7	L
MTSU	10/11	Martin, Tenn.	37-24	L
Tennessee Tech	10/18	Cookeville, Tenn.	33-2	L
Tennessee State	10/25	Martin, Tenn.	27-20	L
Eastern Kentucky	11/1	Richmond, Ky.	49-0	L
Samford	11/8	Martin, Tenn.	14-7	L
Austin Peay	11/15	Clarksville, Tenn.	36-26	W

1998 (0-11-0, 0-7-0 OVC) Jim Marshall

Western Kentucky	9/3	Bowling Green, Ky.	49-7	L
Southern Illinois	9/12	Martin, Tenn.	36-7	L
Southeast Missouri	9/19	Cape Girardeau, Mo.	41-14	L
Murray State	10/3	Murray, Ky.	47-35	L
Samford	10/10	Birmingham, Ala.	24-13	L
Tennessee Tech (OT)	10/17	Martin, Tenn.	31-24	L
Tennessee State	10/24	Nashville, Tenn.	76-0	L
Eastern Kentucky	10/31	Martin, Tenn.	47-29	L
MTSU	11/7	Martin, Tenn.	47-33	L
Eastern Illinois	11/14	Martin, Tenn.	56-35	L
UAB	11/21	Birmingham, Ala.	48-17	L

1999 (1-10-0, 0-7-0 OVC) Jim Marshall

Western Kentucky	9/2	Martin, Tenn.	34-10	L
Lambuth (OT)	9/11	Martin, Tenn.	25-19	W
Samford	9/18	Martin, Tenn.	32-7	L
Eastern Illinois	9/25	Charleston, Ill.	42-21	L
Tennessee Tech	10/2	Martin, Tenn.	45-9	L
Murray State	10/9	Murray, Ky.	62-14	L
Tennessee State	10/16	Martin, Tenn.	43-7	L
Eastern Kentucky	10/23	Richmond, Ky.	54-7	L
Southeast Missouri	10/30	Martin, Tenn.	36-7	L
Middle Tennessee	11/6	Murfreesboro, Tenn.	70-14	L
Missouri State	11/13	Springfield, Mo.	62-7	L

2000 (2-9-0, 0-7-0 OVC) Sam McCorkle

Lambuth	8/31	Martin, Tenn.	32-21	W
Western Kentucky	9/9	Bowling Green, Ky.	71-0	L
Samford	9/14	Birmingham, Ala.	49-17	L
Eastern Illinois	9/23	Martin, Tenn.	42-7	L
Tennessee Tech	9/30	Cookeville, Tenn.	46-6	L
Murray State	10/7	Martin, Tenn.	48-3	L
Tennessee State	10/14	Nashville, Tenn.	33-6	L
Eastern Kentucky	10/21	Martin, Tenn.	27-0	L
Southeast Missouri	10/28	Cape Girardeau, Mo.	34-14	L
Missouri State	11/4	Springfield, Mo.	52-6	L
Wingate	11/11	Martin, Tenn.	31-30	W

2001 (1-10-0, 0-6-0 OVC) Sam McCorkle

Gardner-Webb	8/30	Martin, Tenn.	45-20	L
Tusculum	9/6	Greeneville, Tenn.	27-16	L
Kentucky Wesleyan	9/13	Martin, Tenn.	54-14	W
Eastern Kentucky	9/29	Martin, Tenn.	42-10	L
Southeast Missouri	10/6	Cape Girardeau, Mo.	45-30	L
Morehead State	10/13	Martin, Tenn.	31-13	L
Tennessee State	10/20	Nashville, Tenn.	55-7	L
Samford	10/27	Birmingham, Ala.	31-8	L

All-Time Results

Eastern Illinois	11/1	Martin, Tenn.	56-16	L
Murray State	11/10	Murray, Ky.	35-17	L
Tennessee Tech	11/15	Martin, Tenn.	41-7	L

2002 (2-6-0, 0-3-0 OVC) Sam McCorkle

Southwest (Mo.) Baptist	8/29	Martin, Tenn.	19-18	W
Tusculum	9/5	Martin, Tenn.	33-6	L
Kentucky Wesleyan	9/12	Martin, Tenn.	42-14	W
Samford	9/21	Birmingham, Ala.	41-10	L
Arkansas State	9/28	Jonesboro, Ark.	30-10	L
Eastern Kentucky	10/5	Richmond, Ky.	58-3	L
Southeast Missouri	10/12	Martin, Tenn.	50-35	L
Tennessee State	10/26	Nashville, Tenn.	26-8	L

2002 (0-4-0, 0-3-0 OVC) Johnny Jernigan

Gardner-Webb	11/2	Boiling Springs, N.C.	24-0	L
Eastern Illinois	11/9	Charleston, Ill.	55-43	L
Murray State	11/16	Martin, Tenn.	42-3	L
Tennessee Tech	11/21	Cookeville, Tenn.	68-7	L

2003 (2-10-0, 1-7-0 OVC) Matt Griffin

Austin Peay	8/28	Martin, Tenn.	21-20	W
Arkansas State	9/6	Jonesboro, Ark.	63-6	L
East Tennessee State (OT)	9/11	Martin, Tenn.	14-7	L
Western Illinois	9/20	Macomb, Ill.	56-0	L
Tennessee State	9/27	Nashville, Tenn.	41-10	L
Tennessee Tech (OT)	10/4	Martin, Tenn.	30-23	W
Jacksonville State	10/11	Jacksonville, Ala.	34-24	L
Samford	10/18	Martin, Tenn.	57-22	L
Eastern Illinois	10/25	Charleston, Ill.	29-12	L
Southeast Missouri	11/1	Martin, Tenn.	20-7	L
Eastern Kentucky	11/8	Richmond, Ky.	41-32	L
Murray State	11/13	Martin, Tenn.	41-26	L

2004 (2-9-0, 1-7-0 OVC) Matt Griffin

Western Michigan	9/2	Kalamazoo, Mich.	42-0	L
Tennessee State	9/9	Martin, Tenn.	27-13	L
Austin Peay	9/18	Clarksville, Tenn.	31-14	W
Indiana State	9/25	Terra Haute, Ind.	41-24	L
Tennessee Tech	10/2	Cookeville, Tenn.	49-20	L
Jacksonville State	10/9	Martin, Tenn.	59-12	L
Samford	10/16	Birmingham, Ala.	34-20	L
Eastern Illinois	10/23	Martin, Tenn.	32-14	W
Southeast Missouri	10/30	Cape Girardeau, Mo.	35-7	L
Eastern Kentucky	11/6	Martin, Tenn.	41-14	L
Murray State	11/13	Murray, Ky.	38-0	L

2005 (6-5-0, 4-4-0 OVC) Matt Griffin

Central Arkansas	9/1	Martin, Tenn.	35-34	W
Arkansas State	9/10	Jonesboro, Ark.	56-7	L
Tennessee State	9/17	Martin, Tenn.	42-20	W
Gardner-Webb	9/24	Boiling Springs, N.C.	31-28	W
Tennessee Tech	10/8	Martin, Tenn.	46-16	W
Jacksonville State	10/15	Jacksonville, Ala.	37-17	L
Samford	10/22	Martin, Tenn.	22-30	L
Eastern Illinois	10/29	Charleston, Ill.	26-7	L
Southeast Missouri	11/5	Martin, Tenn.	24-21	W
Eastern Kentucky	11/12	Richmond, Ky.	31-17	L
Murray State	11/17	Martin, Tenn.	49-20	W

2006 (9-3-0, 6-1-0 OVC) Jason Simpson

Ohio Valley Conference Champions				
Missouri State	9/6	Martin, Tenn.	51-41	L
Ohio	9/2	Athens, Ohio	29-3	L
Urbana University	9/7	Martin, Tenn.	28-0	W
Gardner-Webb	9/16	Martin, Tenn.	35-9	W
Jacksonville State	9/23	Martin, Tenn.	24-14	W
Austin Peay	9/30	Clarksville, Tenn.	20-10	W
Tennessee Tech	10/5	Cookeville, Tenn.	35-16	W
Samford	10/21	Birmingham, Ala.	10-6	W
Eastern Illinois	10/28	Martin, Tenn.	15-9	W
Southeast Missouri	11/4	Cape Girardeau, Mo.	28-14	W
Eastern Kentucky	11/11	Martin, Tenn.	31-28	L
Murray State	11/18	Murray, Ky.	42-14	W
Football Championship Subdivision Playoffs				
SIU Carbondale	11/25	Carbondale, Ill.	36-30	L

2007 (4-7, 4-4 OVC) Jason Simpson

Southern Miss	9/1	Hattiesburg, Miss.	35-13	L
Missouri State	9/6	Martin, Tenn.	51-41	L
Central Arkansas	9/15	Conway, Ark.	48-34	L
Austin Peay	9/22	Clarksville, Tenn.	17-14	L
Tennessee Tech	9/27	Martin, Tenn.	13-10	L
Jacksonville State	10/4	Jacksonville, Ala.	27-24	L
Samford	10/13	Martin, Tenn.	31-21	W
No. 24 Eastern Illinois	10/20	Charleston, Ill.	29-23	L
Southeast Missouri State	10/27	Martin, Tenn.	55-20	W
Murray State	11/10	Martin, Tenn.	76-34	W
Tennessee State	11/17	Nashville, Tenn.	43-38	W

2008 (8-4, 6-2 OVC) Jason Simpson

USF	8/30	Tampa, Fla.	56-7	L
Baker	9/6	Martin, Tenn.	56-0	W
Concordia (Selma, Ala.)	9/11	Martin, Tenn.	87-21	W
Austin Peay	9/20	Clarksville, Tenn.	31-17	W
Murray State	9/27	Murray, Ky.	63-38	W
Tennessee State	10/4	Martin, Tenn.	30-27	L
Eastern Illinois	10/9	Martin, Tenn.	29-26	W
Tennessee Tech	10/16	Cookeville, Tenn.	35-7	W
Jacksonville State	10/23	Martin, Tenn.	31-30	W
Auburn	11/8	Auburn, Ala.	37-20	L
Southeast Missouri	11/15	Cape Girardeau, Mo.	31-21	W
Eastern Kentucky	11/22	Martin, Tenn.	33-31	L

2009 (5-6, 4-4 OVC) Jason Simpson

Iowa Wesleyan	9/3	Martin, Tenn.	56-0	W
Missouri State	9/12	Springfield, Mo.	24-14	L
Memphis	9/19	Memphis, Tenn.	41-14	L
Southeast Missouri	9/26	Martin, Tenn.	29-22	W
No. 20 Jacksonville State	10/3	Jacksonville, Ala.	52-7	L
Tennessee Tech	10/10	Martin, Tenn.	35-28	L
No. 23 Eastern Kentucky	10/17	Richmond, Ky.	31-25	L
Murray State	10/24	Martin, Tenn.	38-24	W
Tennessee State	11/7	Nashville, Tenn.	28-7	W
No. 13 Eastern Illinois	11/14	Charleston, Ill.	49-13	L
Austin Peay	11/21	Martin, Tenn.	48-38	W

All-Time Results

2010 (6-5, 5-3 OVC) Jason Simpson

Tennessee	9/4	Knoxville, Tenn.	50-0	L
Southeastern Louisiana	9/11	Hammond, La.	24-10	L
Eastern Illinois	9/18	Martin, Tenn.	20-10	W
Murray State	9/25	Murray, Ky.	52-16	L
Tennessee Tech	9/30	Cookeville, Tenn.	27-24	W
No. 3 Jacksonville State	10/9	Martin, Tenn.	30-20	L
Eastern Kentucky	10/16	Martin, Tenn.	10-7	W
Lambuth	10/21	Martin, Tenn.	52-21	W
No. 11 Southeast Missouri	10/30	Cape Girardeau, Mo.	24-17	L
Austin Peay	11/6	Clarksville, Tenn.	28-12	W
Tennessee State	11/13	Martin, Tenn.	37-0	W

All-Conference Selections

ALL-MID SOUTH CONFERENCE

1970
 Mike O'Brien OT
 Mike Beeler DB
 Randy Barnes PK
 Mike Crangle DE
 Ron Schomaker FB

ALL-GULF SOUTH CONFERENCE

1971
 Nate Holmes RB
 Terry Peppers C
 Dana Witten E
 Mike Beeler DB

1972
 Randy Barnes PK
 Jay Johnson DE

1973
 Eddie Cox OG

1974
 Johnny Wright OT

1975
 David Williams DB
 Gary Guthrie DB*
 Danny Watkins LB*
 Danny Rogers DT*

1976
 Larry Washington RB
 Jon Gentry C
 Mickey Hamilton PK
 David Williams DB
 Clay Blalack DB
 Danny Watkins LB #
 Alvin Smalls QB*
 Dana Pecor OG*

1977
 Alvin Smalls QB
 David Williams DB
 Larry Newcomb OT*
 Danny Watkins LB*
 Jack Chaney DE*
 Ronald George WR*

1978
 Henry Williams RB*
 Jack Chaney DE*

1979
 Matt Klaren DE
 Terry Meardith DT
 Henry Aaron TE*
 Charlie Walker DB*
 Perry Murphy DE*
 Glen Wilson DT*

1980
 Gary Hawkinson C
 Kenny Williams TE
 Dwayne McKinney WR
 Terry Meardith DT
 Matt Klaren DE*

1981
 Kenny Williams DE
 Dwayne McKinney WR

Matt Klaren DE
 Terry Meardith DT
 Randy Warren OG*
 David Valleto DB*

1982
 Tony Champion WR*
 Keith Kasnic PK*
 Jerry Reese DB*
 Gary Ihnen LB*
 Matt Klaren DE*

1983
 Keith Kasnic PK*
 Greg Magee LB
 David Carter P*

1984
 Jerry Reese DB*

1985
 Keith Kasnic PK*

1986
 Tony Burton OT*
 Ki Tok Chu PK*
 William Mackall WR*
 Orlando Miles LB*
 Paul Randolph LB*

1987
 William Mackall WR
 Emanuel McNeil DT
 Paul Randolph LB
 Grady Andrews OL*
 Levon Johnson DB*
 Leon Reed QB*

1988
 Grady Andrews OG
 William Mackall WR
 William Mackall RS
 Emanuel McNeil DT#
 Leon Reed QB#
 John Burch RB*
 James Monds LB*
 Greg Watkins DB*

1989
 Benny Thompson DB*

1990
 Robert Thomas WR
 Charles Wilson DB*

ALL-OHIO VALLEY CONFERENCE

1992
 Scott Stidham WR*
 Joe Keating DE*

1993
 Dewayne Harper DB
 Charles Malone WR
 J.B. Norment OT*
 Tab Vowell DB*
 Rob Senatore DT*

1994
 Dewayne Harper DB
 Brian Spano LB
 Brad Godwin DL*
 J.B. Norment OT*

1995
 Fred Thomas DB
 Brad Godwin DL

1996
 Antonio Strobridge DE*

1997
 Antonio Strobridge DE*
 Darriel Ruffin RB*

1999
 Lavante Epton LB*

2000
 Nick Stamper DL*

2001
 Lee Lawrence OG
 Nick Stamper DL
 Vincent Thomas DB*

2002
 Perez Boyd DB

2003
 Jason Coleman CBo
 Andre Plummer DEo

2004
 Don Chapman RB%*
 Taurean Stephens WR*
 Andre Plummer DL*
 Russell Gambrell DB*

2005
 Don Chapman RB
 Andre Plummer DE
 Brady Wahlberg QB*
 Taurean Stephens WR*
 Alex Atkins OG*
 David Gilmore LB*

2006
 Don Chapman RB #
 Alex Atkins OG
 Jessie Burton RS
 Adam Hansen OT
 Billy Krause C
 Markeseo Jackson LB*
 Kevin Rondo DB*
 Taylor Brown K*
 Nate Wilson DL*
 Joel Kilpatrick DL*
 Dontrelle Miller DB ^
 EJ Daniel WR^

2007
 Josh Yarbrough LB
 Don Chapman RB*
 Kevin Bannon OL*
 Adam Hansen OL*
 Ray Williams DL*
 Cade Thompson QB^


2008
 Cade Thompson QB
 Mike Hicks WR
 Kevin Bannon G
 Ray Williams DL
 Dontrell Miller DB
 Brandyn Young RB*
 Joe Gibbs OT*
 Josh Bey LB*

Adam Ivey P*
2009

Joe Gibbs OT
 Josh Bey LB
 Brandyn Young RB*
 Jason McNair RB^

2010
 Josh Bey LB
 Jeremy Buchanan OT*
 Tim Cox DL*
 Kendal Harper DB*

Player of the Year
 % Freshman of the Year
 * Second Team
 ^ Newcomer Team
 o Honorable Mention



1967 TANGE

Atlantic Coast College Division Championship

December 16, 1967

UT Martin 25, West Chester State 8

ORLANDO, Fla. - Making its first-ever bowl game appearance in school history, UT Martin easily rolled past West Chester State (Pa.) 25-8 in the 1967 Tangerine Bowl, the Atlantic Coast College Division Championship.

A strong defensive effort led by 6-6 defensive end Gordon Lambert produced two safeties and limited the Rams to just 17 yards rushing. West Chester, billed as the top small college team in the East, was the winner of the Lambert Cup. West Chester had averaged 40 points a game in the regular season.


Errol Hook, a 155-pound quarterback, made his first start of the season. He set up the first TD and ran four yards for the finale. He was the game's leading rusher with 73 yards.

Played mostly in the rain, UT Martin had 314 yards total offense. UT Martin led 18-8 at the half. The only West Chester score came from a long punt return.

Gene Sides booted a school-record 69-yard punt in the contest

West Chester State	0	8	0	0	-8
UT Martin	9	9	0	7	-25





URINE BOWL



UTM - Jim Wiggins 20 yard run (Lee Mayo kick)

UTM - Gordon Lambert safety (tackled Haynie in end zone)

WCS - Kunkleberger 74-yard punt return (Haynie pass to Wilkinson)

UTM - Gary Capers 20-yard pass from Allan Cox (Mayo kick)

UTM - Lambert safety (tackled Haynie in end zone)

UTM - Errol Hood 4-yard run (Mayo kick)

Attendance: 5,500

	WCS	UTM
First Downs	14	20
Yards Rushing	17	145
Yards Passing	169	169
Passes	18-35-2	12-32-1
Return Yardage	300	87
Punts	7-35	7-42
Yards Penalized	96	88

NCAA Division II Playoffs

November 14, 1988

MARTIN- UT Martin was successful in its first-ever NCAA Division II Playoff appearance, defeating visiting Butler University of Indianapolis, Ind., in a rain-soaked contest.

A crowd of almost 5,000 braved the inclement weather to cheer the Pacers in the historic contest. A steady rain fell throughout the game on the Pacer Stadium turf, which had been soaked by more than five inches of rain.

The Pacer defense limited the nation's Division II leading rusher and scorer Steve Roberts to 70 yards on 25 attempts. The front four, led by Emanuel McNeil, Jerome Rinehart and Sam Dudley, kept constant pressure on the Bulldogs.

The Pacer's run 'n' shoot offense was slowed by the weather. After a scoreless first quarter, UT Martin posted a strong second frame. Leon Reed fired a 34-yard strike to Andre Langley and Ki Tok Chu added field goals of 44 and 49 yards. UT Martin kept control in the second half. The only Butler points came following a fumble by reserve quarterback Mitch Lowery at his own 23.

Butler	0	0	0	6	- 6
UT Martin	0	13	3	7	- 23

UTM- Andre Langley 34-yard pass from Leon Reed (Ki Tok Chu kick).

UTM- FG Chu 44-yards

UTM-FG Chu 49-yards


UTM-FG Chu 39 yards

UTM-Scottie Mitchell 6-yard run (Chu kick)

BU-Jon Barron 23-yard pass from Ron Kiolbassa (kicked blocked)

Attendance: 5000

	UTM	BU
First Downs	16	9
Yards Rushing	34-49	31-35
Yards Passing	240	154
Passes	44-23-0	23-12-4
Punts	9-37	10-34
Fumbles	3-2	4-2
Penalties/yards	10/ 75	5/45



NCAA Division II Playoffs

November 26, 1988

KINGSVILLE, Texas- Host Texas A & I put on a flawless exhibition in ending the Pacer's hopes in a quarterfinal playoff game.

The Pacers were guilty of five turnovers while the Javelinas played error-free football, much to the delight of the partisan and sun-baked crowd. The temperature at kickoff was 95 degrees.

Tailback Johnny Bailey would win a total of three Division II Player of the Year Awards, but it was hard-running fullback Heath Sherman who did the damage. Sherman ran for four TD's.



UT Martin	0	0	0	0	-0
Texas A&I	14	7	0	13	-34

UTM- Andre Langley 34-yard pass from Leon Reed (Ki Tok Chu kick).

UTM- FG Chu 44-yards


UTM-FG Chu 49-yards

UTM-FG Chu 39 yards

UTM-Scottie Mitchell 6-yard run (Chu kick)

BU-Jon Barron 23-yard pass from Ron Kiolbassa (kicked blocked)

Attendance: 5000



	UTM	A&I
First Downs	12	19
Yards Rushing	33-129	59-278
Yards Passing	132	108
Passes	33-13-2	17-8-0
Punts	9-39	9-42
Fumbles	6-3	2-0
Penalties/yards	14/25	9/66

NCAA Football Championship

November 26, 2006

November 26, 2006

Southern Illinois 36, UT Martin 30

CARBONDALE, IL. --- No. 12 UT Martin was 57 seconds from advancing to the second round of the Football Championship when Southern Illinois rallied for a 36-30 victory over the visiting Skyhawks.


UT Martin finished the season with a 9-3 slate, a share of the Ohio Valley Conference championship and its first-ever appearance in the Division I Football Championship.

The Skyhawks built an early lead by taking advantage of freshman quarterback Greg Preston's arm. Preston set up one touchdown with a 51-yard strike and then hooked up with Justin Glover for a touchdown. The Skyhawks led 21-7 at the half.

SIU's Arkee Whitlock took over in the third quarter rushing for 112 yards and two touchdowns. He added another touchdown in the fourth quarter giving the Salukis a 28-27 lead. Whitlock ended the game with 207 rushing yards and four touchdowns against the Skyhawks.

The Skyhawks took a 30-28 lead with four minutes left in the game when Taylor Brown hit a 34-yard field goal. However, Salukis quarterback Nick Hill answered when he hit Alan Turner for a 45-yard touchdown in the final minute of the game. SIU added a two-point conversion and claimed the victory

UT Martin	14	7	6	3	-30
Southern Illinois	0	7	14	15	-36



NCAA Football Championship

November 26, 2006

UTM - Don Chapman 1-yard run (Taylor Brown kick)

UTM - Jack Greenwood 51-yard interception return (Taylor Brown kick)

SIU - Arkee Whitlock 1-yard run (Craig Coffin kick)

UTM - Justin Glover 4-yard pass from Greg Preston (Taylor Brown kick)

UTM - Don Chapman 13-yard run (Taylor Brown kick failed)

SIU - Arkee Whitlock 11-yard run (Craig Coffin kick)

SIU - Arkee Whitlock 47-yard run (Craig Coffin kick)


SIU - Arkee Whitlock 1-yard run (Craig Coffin kick)

UTM - Taylor Brown 34-yard field goal

SIU - Alan Turner 45-yard pass from Nick Hill

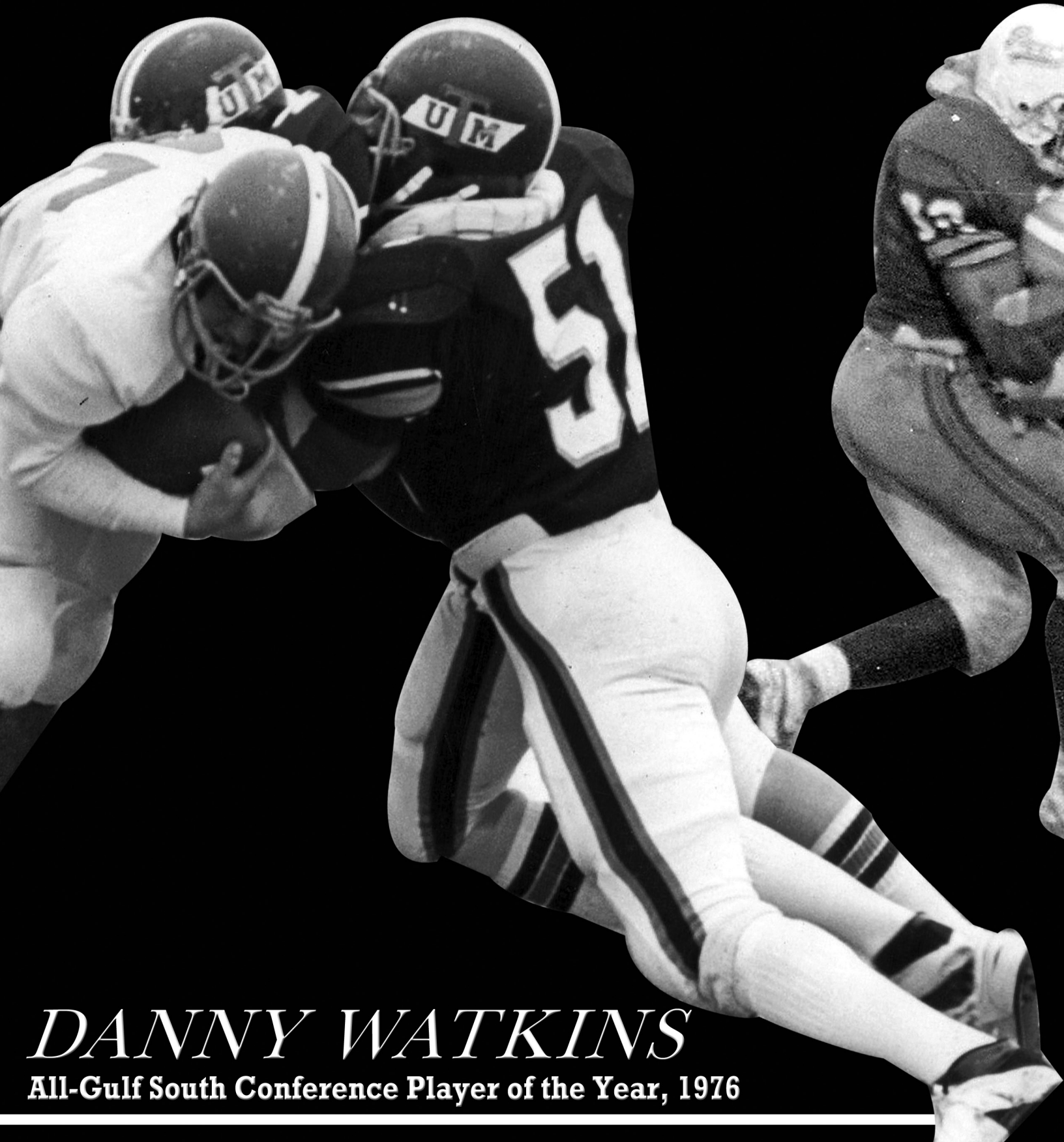
(Braden Jones pass from Nick Hill)

Attendance - 5694



	UTM	SIU
First Downs	17	20
Yards Rushing	42-162	45-221
Yards Passing	137	129
Passes	16-10-1	14-8-1
Punts	4	4
Fumbles	1	0
Penalties/yards	5-40	5-52

UT MARTIN **All-Conference Players of the Year**





DANNY WATKINS

All-Gulf South Conference Player of the Year, 1976

EMANUEL McNEIL
All-Gulf South Conference Player of the Year, 1988



DON CHAPMAN
All-Ohio Valley Conference Player of the Year, 2006



Jonathan Burch William Mackall Emanuel McNeil Jerome Rinehart

Pacers

Nine From '88 Land in the Pros

In 1988, UT Martin had four players enter into the ranks of the National Football League draft, believed to be a first for any program below the NCAA Division I level to have that many players selected into a single draft. In addition, three players signed contracts to play in the Canadian Football League, and two others signed NFL free agent contracts.

As an NCAA Division II school, the former Pacers were allotted a total of 40 scholarships. UT Martin posted an 11-2 overall record and was tri-champions of the Gulf South Conference along with advancing to the Division II quarterfinals in 1988.

The Pacer draftees included running back John Burch with the Phoenix Cardinals in the eighth round, wide receiver William Mackall with the Indianapolis Colts in the ninth, defensive tackle Emanuel McNeil to the New England Patriots in the 10th, and defensive end Jerome Rinehart to the New York Giants as a linebacker in the 11th.

The two players to sign free agent contracts were defensive end Sam Dudley and wide receiver Andre Langley. Dudley inked with the Seattle Seahawks. Langley had a year of eligibility remaining, but as a fifth-year senior opted to enter the pro ranks, signing with the Cardinals.

The CFL-bound players included quarterback Leon Reed and receivers Mark Guy and Ernest Jackson. Reed and Jackson signed with the Winnipeg Blue Bombers and Guy with the Saskatchewan Rough Riders.



UT MARTIN PROFESSIONAL CONNECTION



Player	Pos.	Team	Years	Player	Pos.	Team	Years
Romel Andrews	DE	Hamilton Tiger-Cats (C)	1986-87, 90-95	*Emanuel McNeil	DT	New England Patriots	1989
*John Burch	RB	Phoenix Cardinals	1989			New York Jets	1990
		Raleigh-Durham Skyhawks (WLAFL)	1991	Paul Manard	LB	Winnipeg Blue Bombers (C)	1991-92
*Mark Calixte	LB	Calgary Stampeders (C)	2003			Houston Oilers	1973
Hunter Carter	LB	Jacksonville Sharks (W)	1974	*Julian Nunamaker	DT	Buffalo Bills	1968-72
Tony Champion	WR	Hamilton Tiger-Cats (C)	1985-88, 90-92	Terry Peppers	C	Dallas Cowboys	1972
		San Diego Chargers	1987	Jimmy Randolph	DB	Pittsburgh Steelers	1978
		Green Bay Packers	1990	Paul Randolph	LB	Kansas City Chiefs	1988
Ed Cochran	OG	Miami Dolphins	1969			Winnipeg Blue Bombers (C)	1989-95
*Mike Crangle	DE	New Orleans Saints	1972	Leon Reed	QB	Montreal Alouettes (C)	1996-97
Sam Dudley	DE	Seattle Seahawks	1989	*Jerome Rinehart	DE	New York Giants	1989-94
*Bobby Fowler	RB	New York Jets	1962			Winnipeg Blue Bombers (C)	1989-92
Ronald George	WR	New Orleans Saints	1978	Gene Sides	P	Houston Oilers	1968
Joe Gibbs	OT	St. Louis Rams	2010	Nick Stamper	DB	Baltimore Ravens	2003
Mark Guy	WR	Saskatchewan Roughriders (C)	1989-90	*Joe Taffoni	OG	New York Giants	1967-73
Mickey Hamilton	PK	Pittsburgh Steelers	1977	Jim Thornhill	DT	Cleveland Browns	1972
Bobby Hayes	RB	Denver Broncos	1968	Fred Thomas	DB	Seattle Seahawks	1995-99
Nate Holmes	RB	Miami Dolphins	1973			New Orleans Saints	2000-2007
Cedric Hosea	RB	Seattle Seahawks	1988	Larry Washington	RB	Edmonton Eskimos (C)	1977-80
		San Diego Chargers	1989	Danny Watkins	LB	Oakland Raiders	1978
Ernest Jackson	WR	Winnipeg Blue Bombers (C)	1989	*David Williams	DB	Atlanta Falcons	1978
Gordon Lambert	DE	Denver Broncos	1968-69	Dana Witten	WR	Pittsburgh Steelers	1978
Andre Langley	WR	Phoenix Cardinals	1989				
		Detroit Drive (A)	1992-93	<i>*Draft selections, others signed as free agents</i>			
		Mass Marauders (A)	1994	<i>(C) Canadian Football League</i>			
		Charlotte Rage (A)	1995-96	<i>(W) World Football League</i>			
*Ron Lewellen	DT	Oakland Raiders	1967	<i>(WLAFL) World League of American Football</i>			
*William Mackall	WR	Indianapolis Colts	1989	<i>(A) Arena Football League</i>			



Joe Taffoni
New York Giants

Nate Holmes
Miami Dolphins

Mark Calixte
Calgary Stampeders


Fred Thomas
New Orleans Saints



Serving Lake County and the Reelfoot Area Since 1923

www.lakecountybanner.com

Reese named NY Giants GM Sto... Lake County star reaches NFL's highest level



REASE WAS INTRODUCED AS THE NEW YORK GIANTS' PRESS CONFERENCE TUESDAY MORNING.

SKYHAWKS

NFL CONNECTION: JERRY REESE

Jerry Reese will roll up his sleeves and dirty his hands as an NFL general manager, do not worry about that. He was about 10 when he started working in his great grandfather's slaughterhouse in a backwoods corner of western Tennessee, shooting hogs through the eyes, cutting their necks, skinning them, making them bleed.

The kid had to help his family pay some bills. He gutted pigs, goats, cows, just about anything that once moved. When that work dried up, Jerry chopped cotton and cut the cemetery grass.

So no, this is one 40-something executive not afraid of building, or gutting, the football Giants. Jerry was raised on the banks of the Mississippi, one of nine family members getting by in a two-bedroom house, a home that in the early years didn't offer the luxury of an indoor toilet.

This was hard country living in Tiptonville, a town of 2,500 residents wedged between the Mississippi and Reelfoot Lake. The river could get angry, and almost every April the levee would break and the waters would flood the Reese home. Jerry was one of the resourceful ones at high tide. He'd end up in a boat to do his fishing on a nearby road.

So yes, he'll think outside of Tom Coughlin's box. No great grandson of a sharecropper grows up to be general manager of the Giants without summoning the adventurous spirit of ol' Huck Finn.

In the wake of the Martin Luther King holiday, the Giants will introduce Jerry Reese as the first black general manager of either pro football team in the market. It will stand among the more profound social statements in NFL history.

For the first time, the league will prove that a black man can rise to the top of a flagship franchise without having been a professional athlete.

Reese understands the significance of the moment. He was just talking about it with his sister, Jackie, a high school teacher charged to straighten out suspended students.

"Jerry can have such an impact on African-American boys," Jackie said, "and he's aware of that. He came from a nowhere place on the map, and now he's ready to take on the world."

His mother, Ozella, had a thing or two to do with all that. She worked in a garment factory to feed her two boys and five girls; her eighth child died young in a car wreck.

After the factory closed, Ozella became a prison guard at the state pen. The children followed the lead of their mother and stepfather, Clarence Garland, a state parks employee who treated them as his own. "They all grew up working," Ozella said.

They grew up accepting the importance of education -- all seven attended college. Some 120 miles north of Memphis, Tiptonville is the seat of Lake County, among the three poorest counties in the state. The community survives on the prison, the county's largest employer, and on the Reelfoot tourists who come to see its bald eagles.

The community survives on the hopes of its people. Tiptonville was home to Clifton B. Cates, 19th commandant of the Marine Corps and hero of World Wars I and II. It is now home to Jerry Reese, a 5-foot-9 small-college safety about to become the biggest Giant of all.

"A natural born leader," said Cliff Sturdivant, Reese's coach at Lake County High. Jerry was a quarterback at Lake County, the first to lead the Falcons to a state title. The one time his 14-0 senior season was threatened, Reese ran back the second-half kickoff for a touchdown against archrival Halls High.

"I coached for 20 years," Sturdivant said, "and he's got the biggest heart of any player I've ever seen."

Mike Hutchens felt the full force of that heartbeat. Long before he covered Reese's career at the University of Tennessee-Martin as a reporter for The Messenger of Union City, Hutchens intercepted one of Jerry's passes in a state playoff game. On the return, Hutchens was too busy looking for daylight, reaching for glory, to notice the toy freight train bearing down on him.

Reese delivered payback in a teeth-rattling, snot-busting way. "I'd never, ever been hit like that," Hutchens said. "And Jerry just got up and grinned at me."

A field general, Hutchens called the high school quarterback. A fearless competitor, Hutchens called the UT Martin safety. Even without exceptional speed, Reese made a lasting impression as a college player. He intercepted enough passes and pancaked enough receivers to win induction into the UT Martin Hall of Fame.

"Jerry couldn't have been more than 150 pounds when he got here," said Bill Kaler, the assistant AD who did two tours of Vietnam as an Army colonel, "and I saw him hit a kid so hard in a spring game I thought he killed him. Pound for pound, Jerry's the toughest guy I've ever met."

As a graduate assistant, Reese slept on the couch belonging to Jeremiah Davis, the UT Martin aide who would become a Giants scout.

"Jerry wasn't the low man on the totem pole," said Vickie Reynolds, the office secretary and Reese friend. "He was beneath the totem pole. But he turned out to be an unbelievable worker."

cont.

Reese broke down film, recruited junior college players from more depressed areas than his own and moved up the coaching staff ladder. In 1994, Davis helped him get a scouting job with the Giants. Reese immediately stood out. He knew talent, and knew how to articulate his knowledge of talent.

Ernie Accorsi realized he had to get this scout off the road, get him in a jacket and tie. Reese was terrified of New Jersey real estate prices, but Accorsi convinced him to make the move.

The GM jumped Reese over veteran scouts to make him Dave Gettleman's assistant in pro personnel, and then jumped him over more experienced candidates to name him director of player personnel.

Accorsi loved his charisma, his confidence, his ability to lead. Reese walked into a draft room full of grizzled scouts looking sideways at the wonder boy, and he needed 10 minutes to take command of that room without alienating a soul. Reese passionately fought for Osi Umenyiora, another small college player from the South, when many observers thought that pick was a second-round reach.

"Everything my son has touched since high school," Ozella said, "has turned to gold."

Now all of Tiptonville believes Reese to be the best leader to come out of UT Martin since Pat Summitt. Evan Jones, editor of The Lake County Banner, a weekly paper that goes to bed Tuesday night, said he was hoping Reese would be named before deadline. "It's our lead story on the front page," Jones said.

The story is of a farmboy who would make \$25 in the slaughterhouse and the cotton field, and give \$20 to his mother. The story is of a high school and college graduate who worked to pay his great-grandmother's bills.

"It sounds like we're pushing Jerry for president," said Danelle Fabianich, a UT Martin assistant AD. "We just want people to know Jerry is a good southern gentleman."

Jerry Reese used to send back Giants hats and shirts to his friends and neighbors on the Mississippi. As general manager of a flagship NFL franchise, he'll send back something worth a little more. Hope.

This column is reprinted with permission of Ian O'Connor and the The Record. It originally appeared in the Jan. 14, 2007 edition.

JERRY REESE

GENERAL MANAGER, NEW YORK GIANTS

- 1981-84** **UT Martin Defensive Back**
Two-Time All-Gulf South Conference
Among All-Time Leaders Interceptions
Three-Time GSC Defensive Player of Week
- 1984** **UT Martin MVP**
- 1985-87** **UT Martin Graduate Assistant**
- 1988-92** **UT Martin Assistant Coach**
(Secondary)
- 1993-94** **UT Martin Assistant Head Coach**
(Receivers Coach)
- 1995** **Inducted into UT Martin**
Athletics Hall of Fame
- 1994-99** **New York Giants Scout**
- 1999-02** **New York Giants Assistant in**
Pro Personnel
- 2002-06** **New York Giants Director of**
Player Personnel
- 2007** **New York Giants Senior Vice President**
and General Manager



Former UT Martin Assistant Named Head Coach of Pittsburgh Steelers

Former UT Martin assistant coach, Mike Tomlin, joined the Pittsburgh Steelers as the 16th head coach in team history January 21, 2007. Tomlin replaced the legendary Bill Cowher as Steelers and became the second youngest head coach in the NFL. Tomlin was a part of the UT Martin staff during the 1997 season, under the direction of Skyhawk head coach Jim Marshall.



SKYHAWKS

NFL CONNECTION: MIKE TOMLIN

The Ohio Valley Conference

Entering its 64th year, the Ohio Valley Conference continues to build on the success that has made it the nation's eighth-oldest NCAA Division I conference.

In May 2011 the Conference expanded for the second time in four years, adding Belmont University which will begin competition in the 2012-13 academic year. The addition of Belmont will give the OVC 12 members, the most the league has had at one time in its illustrious history. The move added a second team in the city of Nashville and was the first addition to the league since Southern Illinois University Edwardsville joined in 2008. SIUE will begin regular season competition this season (2011-12) and be eligible for postseason the same year Belmont joins the league.

The 2009-10 school year saw a change in leadership as Beth DeBauche was named the seventh full-time Commissioner in league history on July 28, 2009. She is currently one of just five females to be the head of a Division I conference, and one of just eight to lead a Division I conference all-time. The last three commissioners of the OVC have moved onto jobs as the commissioner of the Big Ten, Big 12 and the Mid-American Conferences.

The OVC's proud history past dates back to 1948, but seeds for the new league were actually planted in 1941. It was then that Roy Stewart, the athletics director at Murray State, Charles (Turkey) Hughes, the athletics director at Eastern Kentucky, and Kelly Thompson, the public relations director at Western Kentucky, first broached the idea of forming a new conference. Discussions were put on hold by World War II, but reemerged Feb. 27-28, 1948 at the Kentucky Hotel in Louisville as the three original institutions combined with Morehead State, Louisville and Evansville to form the OVC.

In the 1950s, the OVC became a pioneer on a much more significant scale socially. During times of racial segregation, league member Morehead State became one of the first non-traditionally black mid-southern institutions to accept a black student. In 1958, Marshall Banks earned athletically-related aid at Morehead, which signed a second black athlete, Howard Murphy, a year later. In 1961, Murphy earned all-conference recognition as a halfback in football. With racial barriers broken, the rest of the institutions in the league began to provide educational and athletic opportunities to African-Americans.

Through the past 63 years, 15 teams have won or shared the league's football title. The list is led by Eastern Kentucky, winner of 20 outright or shared football crowns, including both the 2007 and 2008 championships, as they compiled a 15-1 league record over that time period. Only one other Football Championship Subdivision school (UMass) has won more Conference titles than the Colonels. Among OVC teams, former member Middle Tennessee is next with 11 titles, followed by Tennessee Tech with nine, and Murray State and former member Western Kentucky with eight apiece. Eastern Illinois has claimed five football

crowns (including the 2009 title) while Jacksonville State, Morehead State, Tennessee State and former members Evansville and East Tennessee State have captured two apiece. Austin Peay, Southeast Missouri (which captured its first crown in 2010), UT Martin and former member Youngstown State have one title apiece.

Murray State and Evansville tied for the initial football championship, and the Racers participated in the first-ever bowl game by an OVC team, tying Sul Ross State 21-21 in the 1948 Tangerine Bowl. From 1948 to 1975, OVC teams played in 15 bowl games, winning eight of them. Eastern Kentucky and Western Kentucky were also participants in the NCAA Division II playoffs in the early and mid-1970s prior to the NCAA's reclassification of football programs into Division I-AA. The term "I-AA" lasted until the end of the 2006 season when it was changed to Division I Football Championship Subdivision (FCS).

The first Division I-AA/FCS football playoff was held in 1978 with only four teams, which is the only year through present day that the OVC did not field a playoff representative. In 1979, four of the nation's top teams were invited to the playoffs, and two of them - Eastern Kentucky and Murray State - were from the OVC. Murray dropped its semifinal game to Lehigh, but the Colonels nipped Nevada-Reno in double overtime and claimed the national championship a week later with a 30-7 victory over Lehigh. EKU was coached by former all-America quarterback Roy Kidd, who was in his 16th year at the helm of his alma mater and who skippered the Colonels to a second national title three years later. Following the 2002 season, Kidd retired after 39 years at EKU; upon retirement, he ranked sixth all-time among Division I coaches with 315 victories, earning him a spot in the College Football Hall of Fame. EKU's 19 FCS playoff appearances are the second for the most all-time (behind only Montana).

In addition to Kidd, other coaching legends in the OVC include Charles (Bubber) Murphy, who coached at Middle Tennessee from 1947-1968, Western Kentucky's Jimmy Feix (1968-83), Wilburn Tucker (1954-67) and Don Wade (1968-82) of Tennessee Tech, Bill Ferguson (1967-77) of Murray State, Guy Penny (1959-67) of Morehead State and Boots Donnelly (1977-78 at Austin Peay; 1979-1998 at Middle Tennessee). Current Eastern Illinois head coach Bob Spoo has compiled 90 wins, while his program has been a member of the OVC which ranks him fifth all-time in league history while his 67 Conference victories are fourth all-time.

A sampling of former OVC football stars, some of whom were All-Americans during their collegiate careers before achieving stardom at the professional ranks, include Jim Youngblood and Larry Schreiber (Tennessee Tech), Phil Simms (Morehead State), Virgil Livers and Dale Lindsey (Western Kentucky), Myron Guyton and Chad Bratzke (Eastern Kentucky), Corland Finnegan (Samford) and Tony Romo (Eastern Illinois). In 2008, former Tennessee State standout Dominique Rodgers-

Cromartie became just the fourth NFL First Round draft pick in OVC history when he was selected 16th overall by the Arizona Cardinals. He would break into the starting lineup halfway through his rookie season and started at cornerback for the Cardinals in Super Bowl XLIII. The OVC has had at least one former player named a NFL Pro Bowl selection in four of the past five seasons.

The 2007 season marked a return to scholarship football and the OVC for the Austin Peay Governors. Following the 1996 season the Governors dropped scholarship football and competed as both an independent (1997-00, 2006) and as a member of the Pioneer Football League (2001-05).

The 2007 season also brought new vernacular to the Ohio Valley Conference and the division formerly known as I-AA. Beginning with the 2006 National Championship game the term I-AA was changed to NCAA Football Championship Subdivision (FCS) in a decision by the Division I Board of Directors. The new label was chosen to communicate in a positive and clear manner the unique differences between Division I football categories (chiefly, the post-season opportunity) while still defining them within the Division I experience. The FCS includes programs that compete in an effort to participate in the NCAA championship postseason structure (one of 89 NCAA national championships) as opposed to the Football Bowl Subdivision (FBS) which competes in an effort to participate in the postseason bowl system (the 35 NCAA-licensed events which includes the Bowl Championship Series).

In 2010 Southeast Missouri State, picked to finish seventh in the preseason poll, compiled a 7-1 Conference record on the way to its first OVC Championship since joining the league in 1991. Overall the Redhawks were 9-2 during the regular season and earned a berth in the FCS Playoffs, its first playoff berth at any level in the program's 104-year history. Southeast would lose to eventual national champion Eastern Washington in the second round of the playoffs. Head coach Tony Samuel capped the year by winning the Sports Network's Eddie Robinson Award, given to the National Coach of the Year. Samuel was the second OVC coach to win the award (joining Murray State's Houston Nutt who won the award in 1995).

Now in its seventh decade of competition, the Ohio Valley Conference has grown significantly from its humble beginnings while increasing the number of athletics opportunities it provides for students. Current league representatives include charter members Eastern Kentucky University, Morehead State University and Murray State University, along with Austin Peay State University, Eastern Illinois University, Jacksonville State University, Southeast Missouri State University, Southern Illinois University Edwardsville, Tennessee State University, Tennessee Technological University and the University of Tennessee at Martin. Belmont University will become the league's 12th member on July 1, 2012.

The Ohio Valley Conference

Thursday, September 1

Murray State at Louisville 6:00 p.m. (ESPNU)
 *UT Martin at Jacksonville State 6:00 p.m.
 Illinois State at Eastern Illinois 6:30 p.m.

Saturday, September 3

Tennessee Tech at Iowa 11:00 a.m. (BTN)
 Southern Illinois at Southeast Missouri . . 6:00 p.m.
 Southern at Tennessee State 6:00 p.m.
 Austin Peay at Cincinnati 6:00 p.m.
 Eastern Kentucky at Kansas State TBA

Thursday, September 8

Maryville at Tennessee Tech 7:00 p.m.

Saturday, September 10

Eastern Illinois at Northwestern (BTN)
 Murray State at Mississippi Valley State . 4:00 p.m.
 Jacksonville State at Chattanooga 5:00 p.m.
 Missouri State at Eastern Kentucky 5:00 p.m.
 Tennessee State vs. Jackson State 6:00 p.m.
 (Memphis, Tenn.)

Thursday, September 15

Union College at UT Martin 6:00 p.m.

Saturday, September 17

Southeast Missouri at Purdue . . . 11:00 a.m. (BTN)
 Georgia State at Jacksonville State 2:30 p.m.
 Chattanooga at Eastern Kentucky 5:00 p.m.
 *Tennessee State at Murray State 6:00 p.m.
 *Tennessee Tech at Eastern Illinois 6:30 p.m.
 Austin Peay at Memphis TBA

Thursday, September 22

*Murray State at UT Martin 6:00 p.m.

Saturday, September 24

Tennessee State at Air Force 2:00 p.m. (The Mtn.)
 *Eastern Illinois at Jacksonville State . . . 6:00 p.m.
 *Eastern Kentucky at Austin Peay 6:00 p.m.
 *Southeast Missouri at Tennessee Tech . . 7:00 p.m.

Saturday, October 1

*Jacksonville State at Murray State 6:00 p.m.
 *Eastern Illinois at Southeast Missouri . . 6:00 p.m.
 *Tennessee State at Austin Peay 6:00 p.m.
 *Tennessee Tech at UT Martin 6:30 p.m.

Saturday, October 8

*Eastern Kentucky at Eastern Illinois . . . 1:30 p.m.
 *Austin Peay at UT Martin 2:00 p.m.
 *Southeast Missouri at Tennessee State . . 6:00 p.m.
 Murray State at Georgia State TBA

Saturday, October 15

*Eastern Illinois at Murray State 3:00 p.m.
 UT Martin at South Alabama 4:00 p.m.
 *Southeast Missouri at Eastern Kentucky 5:00 p.m.
 *Jacksonville State at Austin Peay 6:00 p.m.
 *Tennessee State at Tennessee Tech . . . 7:00 p.m.

Saturday, October 22

*Austin Peay at Southeast Missouri 1:00 p.m.
 *UT Martin at Eastern Illinois 1:30 p.m.
 *Tennessee State at Eastern Kentucky . . 2:00 p.m.
 Jacksonville State at Kentucky TBA

Saturday, October 29

*Eastern Kentucky at Murray State 1:00 p.m.
 *Tennessee Tech at Jacksonville State . . 3:00 p.m.
 *Eastern Illinois at Austin Peay 4:00 p.m.
 *Southeast Missouri at UT Martin TBA

Saturday, November 5

Central State at Austin Peay 1:00 p.m.
 Central Methodist at Southeast Missouri 1:00 p.m.
 *Murray State at Tennessee Tech 1:30 p.m.
 *Tennessee State at Eastern Illinois 1:30 p.m.
 *Eastern Kentucky at Jacksonville State . 3:00 p.m.
 UT Martin at Mississippi State TBA

Saturday, November 12

*Tennessee Tech at Eastern Kentucky . . 12:00 p.m.
 *Austin Peay at Murray State 1:00 p.m.
 *Jacksonville State at Southeast Missouri 1:00 p.m.
 Eastern Illinois at Southern Illinois 2:00 p.m.
 * UT Martin at Tennessee State 5:00 p.m.

Saturday, November 19

*UT Martin at Eastern Kentucky 12:00 p.m.
 *Murray State at Southeast Missouri 1:00 p.m.
 *Austin Peay at Tennessee Tech 1:30 p.m.
 *Jacksonville State at Tennessee State . . 2:00 p.m.

* - Denotes OVC contest

All Times CENTRAL; dates and times subject to change
 All Conference games and home non-conference games featuring OVC schools will be available live and on-demand at OVCsports.TV



Beth DeBauche
Commissioner



Brad Walker
Associate
Commissioner



Jennifer Gibbs
Assistant
Commissioner



Kyle Schwartz
Assistant
Commissioner



Brian Pulley
Assistant
Commissioner



Matthew Banker
Assistant
Commissioner



Heather Brown
Director of
Media Relations





Jon Kuka
Director of OVC/IMG
Sport Properties



Jenny
Kulchar
Administrative
Assistant

UT MARTIN ATHLETICS




Above: Lester Hudson became the first Skyhawk in history to be selected in the NBA Draft when he was drafted by the Boston Celtics with the 58th overall pick in 2009. A two-time Ohio Valley Conference Male Athlete of the Year, he led the UT Martin men's basketball team to its first-ever OVC regular season championship in 2008-09. The first player in NCAA Division-I history to accumulate a quadruple-double, he played for two seasons in the NBA before leading the Guangdong Tigers to a Chinese Basketball Association title in 2011.



Above: The 2010 Skyhawk football team captured the prestigious Sgt. York trophy for the first time in program history last fall. Named after Alvin C. York - the most noted soldier of World War I - the trophy goes to the winner of the quadrangular season football series between the four OVC schools located in the state of Tennessee. UT Martin earned the award by going a perfect 3-0 against Austin Peay, Tennessee State and Tennessee Tech in 2010.


Below: The 2011 UT Martin rodeo team qualified for its 37th consecutive College National Finals Rodeo appearance. UT Martin's Jeff Askey won the 2010 national championship in bull riding.



Right: The Skyhawk women's basketball team advanced to the program's first-ever NCAA Tournament appearance, drawing the Duke Blue Devils at Cameron Indoor Stadium. UT Martin head coach Kevin McMillan guided the nation's youngest squad to its first 20-win campaign since the 1998-99 season. The Skyhawks boasted two of the top three scoring freshmen in the NCAA in All-OVC first teamers Heather Butler and Jasmine Newsome (pictured).



Below: Skyhawk senior Trey Karlen was selected in the 33rd round of the 2011 MLB Draft by the Washington Nationals. Karlen, the only player in program history to have 20 or more career home runs and 50 or more career stolen bases, became the first Skyhawk to get selected in the MLB Draft since 1998.



UT MARTIN'S OVC CHAMPIONSHIPS [since 2000]

-  **Volleyball (2001)**
-  **Volleyball (2002)**
-  **Women's Tennis (2005)**
-  **Football (2006)**
-  **Women's Tennis (2006)**
-  **Men's Basketball (2009)**
-  **Softball (2009)***
-  **Soccer (2009)**
-  **Softball (2010)**
-  **Women's Basketball (2011)***
-  **Women's Tennis (2011)**

*OVC Tournament Championship



Above: UT Martin clinched its fifth overall OVC championship last spring, posting a 7-1 record against league opponents. While combining for a 3.8 team Grade Point Average, the Skyhawks finished the season with double-digit wins for the 15th time in 19 seasons as a Division-I member under head coach Dennis Taylor.

OVC Academic Awards

Awarded each fall (but based on the prior year's achievements), the OVC Scholar-Athlete Award is the highest individual honor that can be earned by OVC student-athletes and it is given annually to three men and three women of junior or senior status who have accomplishments in both the classroom and athletic arena, as well as leadership qualities.

UT MARTIN SCHOLAR-ATHLETES

1994-95	Anna Davis	Women's Tennis
	Caroline Groves	Women's Tennis
1996-97	Klas Brunskog	Men's Tennis
	Angela Olsen	Women's Tennis
1997-98	Arthur Castle	Men's Basketball
2001-02	Kelly Pendleton	Women's Basketball
2002-03	Rachel Ahlers	Volleyball
2004-05	Brady Wahlberg	Football
2005-06	Chad McMahan	Football
2007-08	Andrey Yesipov	Men's Tennis
2008-09	Jamie Furstenberg	Soccer
2009-10	Cody Terry	Baseball


OVC ACADEMIC AWARDS

The winners are selected from a group of nominees by OVC Faculty Athletics Representatives. To be eligible, honorees must have at least a 3.25 GPA and conduct themselves in a manner which has brought credit to the student-athlete, his or her institution, intercollegiate athletics and the Ohio Valley Conference.

Commissioner's Honor Roll

The OVC Commissioner's Honor Roll is presented annually to student-athletes who have at least a 3.25 GPA and who have been eligible and on the team throughout the competitive season in their chosen NCAA-sponsored sport or sports. Since joining the OVC in 1992, over 1,200 UT Martin student-athletes have been named to the Commissioner's Honor Roll.

Year	Total	Year	Total
1993-94	48	2002-03	82
1994-95	62	2003-04	81
1995-96	68	2004-05	78
1996-97	41	2005-06	81
1997-98	38	2006-07	81
1998-99	52	2007-08	85
1999-2000	50	2008-09	73
2000-01	58	2009-10	70
2001-02	65	2010-11	93



Medal of Honor

The OVC Medal of Honor is given annually to the student-athlete(s) who achieve the highest GPA (4.0) in a Conference-sponsored sport. Since joining the OVC in 1992, UT Martin student-athletes have claimed 151 Medals of Honor.

Year	Total	Year	Total
1993-94	4	2002-03	12
1994-95	4	2003-04	11
1995-96	8	2004-05	7
1996-97	8	2005-06	8
1997-98	7	2006-07	9
1998-99	5	2007-08	13
1999-2000	7	2008-09	8
2000-01	6	2009-10	12
2001-02	7	2010-11	15



Skyhawk Athletics Staff

ATHLETICS ADMINISTRATION



Phil Dane
Athletics Director



Bart Belew
*Assistant AD/
Athletic Training*



Danelle Fabianich
*Assistant AD/
Administration &
SWA*



Col. Bill Kaler
*Assistant AD/
Compliance*



Richard Schoeberl
*Assistant AD/
External Affairs*

SUPPORT STAFF



Tim Barrington
PA Announcer



Chris Brinkley
*Skyhawk Radio
Network*



Tom Britt
*Skyhawk Radio
Network*



Jenny Canary
Ticket Manager



Tamika Donaldson
*Assistant Athletic
Trainer*



Butch Dowty
*Equipment
Manager*



Stacie Evans
*Academic Support
Coordinator*



Nell Gullet
*Faculty Athletic
Representative*



Trudy Henderson
*Administrative
Specialist*



Vickie Higgs
*Administrative
Support Assistant*



Jason Hudson
*Fundraising and
Marketing*



Joe Lofaro
*Sports Information
Director*



Katherine Malik
*Assistant Athletic
Trainer*



Tracie Moss
*Athletics
Insurance*



Ryne Rickman
*Sports Information
Assistant*



Retta Riley
*Assistant Athletic
Trainer*



Trevor Ruzzkowski
*Photographic
Services Director*

HEAD COACHES



Bob Beard
Rifle



Donley Canary
Softball



Jerry Carpenter
Men's Golf



Bubba Cates
Baseball



Meghan Cunningham
Equestrian



Jason James
Men's Basketball



John Luthi
Rodeo



Darrin McClure
Volleyball



Kevin McMillan
Women's Basketball



Phil McNamara
Soccer



Gordon Sanders
*Men's & Women's
Cross Country*



Jason Simpson
Football



Fran Spears
Cheerleading



Dennis Taylor
Women's Tennis

“ I believe there are people sitting here today ... (who) could be a general manager of an NFL football team.

It can happen. I sat right where you are sitting right now years ago. I am the living proof.”

UT Martin Commencement, May 14, 2011

Jerry Reese

**Senior Vice President and
General Manager of the New York Giants**



2011



AT Jacksonville State
Thursday
September 1st



Home Union College (KY)
Thursday
September 15th



Home Murray State
Thursday
September 22nd



Home Tennessee Tech
Saturday
October 1st



Home Austin Peay
Saturday
October 8th
HOME COMING



AT South Alabama
Saturday
October 15th



AT Eastern Illinois
Saturday
October 22nd



Home SE Missouri State
Saturday
October 29th



AT Mississippi State
Saturday
November 5th



AT Tennessee State
Saturday
November 12th



Home Eastern Kentucky
Saturday
November 19th



UT MARTIN

2011 SCHEDULE

WWW.UTMSPORTS.COM